



# **PETUNJUK-PETUNJUK**

## **BAGI PENGESANAN DAN PENILAIAN STRATEGI KESIHATAN UNTUK SEMUA**

### **Indicators for Monitoring and Evaluation of Strategy for Health for All**

**2003**

Unit Sistem Maklumat dan Dokumentasi,  
Bahagian Perancang dan Pembangunan,  
Kementerian Kesihatan Malaysia.



# PETUNJUK-PETUNJUK


BAGI PENGESANAN DAN PENILAIAN  
STRATEGI KESIHATAN UNTUK SEMUA

Indicators for Monitoring and Evaluation  
of Strategy for Health for All

 **Unit Sistem Maklumat Dan Dokumentasi,**  
*Information and Documentation System Unit,*

 **Bahagian Perancangan dan Pembangunan,**  
*Planning and Development Division,*

 **Kementerian Kesihatan Malaysia,**  
*Ministry of Health Malaysia,*

 **Disember 2005**  
*December 2005*

# Kandungan

|   |    |
|---|----|
| 1. PENDAHULUAN<br><i>Introduction</i>   | 6  |
| 2. JADUAL PETUNJUK-PETUNJUK YANG BOLEH DIDAPATI:<br><i>Tables of Available Indicators:</i>  |    |
| i) PETUNJUK-PETUNJUK PEMBANGUNAN SOSIAL DAN TARAF SOSIO-EKONOMI<br><i>Social and Socio Economic Development Status Indicators</i> | 25 |
| ii) PETUNJUK-PETUNJUK TARAF KESIHATAN<br><i>Health Status Indicators</i>  | 37 |
| iii) PETUNJUK-PETUNJUK MASALAH KESIHATAN TERTENTU<br><i>Specific Health Problem Indicators</i>                                    | 51 |
| iv) PETUNJUK-PETUNJUK KEMAJUAN PERKHIDMATAN KESIHATAN<br><i>Health Services Improvement Indicators</i>                            | 89 |





## **WAWASAN UNTUK KESIHATAN**

Malaysia akan menjadi sebuah negara dari individu, keluarga dan masyarakat yang sihat melalui sistem kesihatan yang adil dan saksama, cekap, mampu disedia dan diperolehi, berteknologi sesuai, serasi pelanggan dan bersesuaian dengan persekitaran. Sistem ini juga akan mengutamakan kualiti, inovasi, promosi kesihatan, hormat kepada kemuliaan insan serta menggalakan tanggungjawab individu dan penyertaan masyarakat ke arah peningkatan mutu kehidupan.

## **MISSI KEMENTERIAN KESIHATAN**

Missi kementerian Kesihatan adalah untuk mewujudkan penglibatan dan penyertaan masyarakat untuk kesihatan bagi merangsang dan memudahkan rakyat untuk:

- Mencapai sepenuh kemampuan mereka dalam kesihatan.
  - Menghargai kesihatan sebagai aset yang bernilai.
  - Mengambil sikap positif meningkatkan lagi dan mengekalkan status kesihatan untuk menikmati kualiti hidup yang lebih bermutu.
- 
- 





## ***VISION FOR HEALTH***

*Malaysia is to be a nation of healthy individuals, families and communities, through a health system that is equitable, affordable, efficient, technologically appropriate, environmentally adaptable and consumer-friendly, with emphasis on quality, innovation, health promotion and respect for human dignity, and which promotes individual responsibility and community participation towards an enhanced quality of life.*

## ***MISSION OF MINISTRY OF HEALTH***

*The mission of the Ministry of Health is to build partnerships for health to facilitate and support the people to:*

- Attain fully their potential in health.*
  - Motivate them to appreciate health as a valuable asset.*
  - Take positive action to improve further and sustain their health status to enjoy a better quality of life.*
- 
- 



## **PENDAHULUAN**



### **PETUNJUK-PETUNJUK BAGI PENGESANAN DAN PENILAIAN STRATEGI KESIHATAN UNTUK SEMUA**

#### **STRATEGI SEDUNIA**

Edisi “Petunjuk-Petunjuk Bagi Pengesanan dan Penilaian Strategi Kesihatan Untuk Semua (KUS)” ini merupakan edisi yang ke-20 sejak Rangka Umum yang pertama bagi penilaian digunakan dalam tahun 1985. Sehingga kini, senarai petunjuk-petunjuk global tidak berubah. Petunjuk-petunjuk ini adalah penting bagi negara-negara anggota Pertubuhan Kesihatan Sedunia (WHO) menilai strategi nasional masing-masing ke arah matlamat-matlamat KUS.

Berdasarkan kepada hasil dari pengawasan dan penilaian yang dijalankan secara bergilir-gilir oleh negara-negara anggota dan enam pusat penyelarasan kawasan Pertubuhan Kesihatan Dunia, Lembaga Eksekutif Pertubuhan Kesihatan Sedunia dan Persidangan Kesihatan Sedunia dapat menilai strategi KUS untuk seluruh dunia. Dengan pengawasan dan penilaian secara global petunjuk-petunjuk dapat diubahsuai bagi memastikan kesesuaiannya untuk negara-negara anggota. Dalam usaha pengubahsuaian ini, senarai tersebut dapat ditambahkan dengan petunjuk-petunjuk kecil dan petunjuk-petunjuk tambahan bagi memudahkan lagi kerja pengawasan dan penilaian.

#### **PETUNJUK-PETUNJUK BAGI PENGAWASAN DAN PENILAIAN STRATEGI SEDUNIA**



Pengawasan dengan menggunakan Rangka Umum Pengawasan (Common Framework for Monitoring, (CFM)) telah dijalankan dalam tahun 1982 diikuti dengan Rangka Umum penilaian (common framework for Evaluation (CFE)) dalam tahun 1985. Pengawasan kedua dijalankan pada tahun 1988, juga diikuti dengan penilaian dalam tahun 1991. Pengawasan kali ketiga telah dijalankan pada tahun 1994 dan diikuti dengan penilaian dalam tahun 1997.



Perkara-perkara yang diliputi dalam Pengawasan dan Penilaian Rangka Umum yang terdahulu adalah seperti berikut:-



- a) Proses dan mekanisma pengawasan dan penilaian
- b) Dasar-dasar dan strategi kesihatan kebangsaan
- c) Pembangunan sistem-sistem kesihatan
- d) Tindak-tanduk antarabangsa
- e) Jagaan kesihatan yang disediakan
- f) Taraf kesihatan dan sosio-ekonomi

Dalam pengawasan melalui Rangka Umum yang ketiga, susunan pada senarai lama 12 petunjuk-petunjuk antarabangsa telah pun dipinda mengikut susunan perkara yang diawasi, iaitu:-

- a) Arah-aliran taraf kesihatan
- b) Pelaksanaan Jagaan Kesihatan Asas
- c) Pembangunan sistem-sistem kesihatan berdasarkan pada Jagaan Kesihatan Asas
- d) Sumber-sumber kesihatan
- e) Arah-aliran cara hidup sihat dan alam persekitaran
- f) Kependudukan dan aliran sosio-ekonomi

Pengawasan Rangka Umum ketiga telah dapat menambahkan lagi dua jenis maklumat, satu berkaitan dengan aliran kecacatan dan yang lagi satu berkaitan dengan cara hidup sihat dan alam persekitaran.

Sebagai tambahan, maklumat bagi matlamat-matlamat pengawasan untuk pembangunan, perlindungan dan keselamatan kanak-kanak melalui 27 petunjuk-petunjuk yang disyorkan dalam Persidangan Kemuncak Sedunia bagi Kanak-Kanak pada bulan September 1990 telah dimasukkan ke dalam pengawasan Rangka Umum seperti dicadangkan oleh WHO/UNICEF.





## PETUNJUK-PETUNJUK BAGI PENGAWASAN DAN PENILAIAN STRATEGI DIPERINGKAT KEBANGSAAN




Petunjuk-petunjuk di dalam buku petunjuk-petunjuk KUS ini telah pun dikategorikan mengikut perkara-perkara seperti berikut:-

- a) Petunjuk-petunjuk sosial dan sosio-ekonomi
- b) Petunjuk-petunjuk taraf kesihatan
- c) Petunjuk-petunjuk masalah kesihatan tertentu
- d) Petunjuk-petunjuk kemajuan perkhidmatan kesihatan


Petunjuk-petunjuk ini mencerminkan kedudukan dalam negeri dan kaedah pengiraan petunjuk-petunjuk ini mungkin berbeza sedikit daripada itu yang biasa diguna oleh Pertubuhan Kesihatan Sedunia.

Walau bagaimanapun, kesemua petunjuk-petunjuk antarabangsa boleh didapati dalam senarai petunjuk-petunjuk kebangsaan ini, samada dalam bentuk asal ataupun telah diubahsuai.

Kebanyakan petunjuk-petunjuk ini diberi dengan lebih terperinci mengikut pecahan kawasan, jantina dan kawasan bandar/luar bandar.



Petunjuk-petunjuk ini harus digunakan bagi mengawasi dan menilai strategi-strategi pelaksanaan program-program kesihatan di peringkat operasi. Adalah penting bagi pengurus-pengurus program memberi tindakbalas mengenai kesesuaian dan kegunaan petunjuk-petunjuk ini. Ini akan dapat membantu Kementerian dalam penilaian secara menyeluruh terhadap kemajuan ke arah strategi kebangsaan bagi Kesihatan Untuk Semua.







## **INTRODUCTION**

### **INDICATORS FOR MONITORING AND EVALUATION OF STRATEGY FOR ALL**

#### **THE GLOBAL STRATEGY**

*This is the twentieth edition of the "Indicators For Monitoring And Evaluation Of The Strategy For Health For All" since the first Common Framework for evaluation (CFE) was carried out in 1985. The global indicators have remained unchanged ever since. These indicators represented the essential minimum for member countries of WHO to evaluate their own national strategy towards HFA goals.*

*Following each alternating cycle of monitoring and evaluation by the member countries and by the regional coordinating centres, the Executive Board of the WHO and the World Health Assembly was able to evaluate the HFA strategy globally. With each global monitoring and evaluation, the list of indicators was modified to ensure that it was adequate. In the course of the global reviews, the list of indicators was supplemented by sub-indicators and additional indicators to facilitate country monitoring and evaluation.*



#### **THE INDICATORS FOR MONITORING AND EVALUATION OF THE GLOBAL STRATEGY**

*The first CFM was carried out in 1982 followed by a CFE in 1985. The second CFM was in 1988, again followed by a CFE in 1991. The third CFM was carried out in 1994 and again followed by a CFE in 1997.*





*The areas covered in the early CFM and CFE are essentially the following:*

- a) Monitoring and evaluation process and mechanism*
- b) National health policies and strategies*
- c) Development of health systems*
- d) International action*
- e) Availability of health care*
- f) Health and socio-economic status*

*In the present CFM 3, the order of the original list of 12 global indicators has been rearranged to match the sequence of the areas monitored viz,*

- a) Trends in health status*
- b) Implementing of primary health care*
- c) Development of health systems based on PHC*
- d) Resources for health*
- e) Trends in healthy lifestyles and environment Population and socio-economic trends*

*The CFM3 has attempted to incorporate two additional information, one on disability trends and the other on healthy lifestyle and environment.*



*In addition, information for monitoring the goals for child survival, development and protection via 27 indicators recommended by the World Summit for Children in September 1990 was included as proposed by WHO/UNICEF for a mid-decade review of the progress made towards achievement of major goals by the Year 2000.*



## **THE INDICATORS FOR MONITORING AND EVALUATION OF THE NATIONAL STRATEGY**



*The indicators in this current issue of the monitoring and evaluation of strategy for HFA have been categorised under the following:*



- a) Social and socio-economic indicators*
- b) Health status indicators*
- c) Specific health problems indicators*
- d) Health services improvement indicators*

*These indicators reflect the national scenario and the derivation and method of computation for some of these may differ slightly from WHO conventional formulae.*

*However, all the global indicators (other than those in the form of policy statements) are to be found in the national indicators either in their basic form or adaptations of these.*

*Where relevant, many of the indicators are given in desegregated values by geographical entities, sex and rural & urban dichotomy.*

*These indicators should be used to monitor and evaluate the strategies of implementation of health programmes at the operational level. It is of utmost importance that programme managers provide periodic feedback as to the validity and usefulness of these indicators. This will eventually assist the Ministry in the overall evaluation of progress made towards the national strategy for health for all.*



## SENARAI JADUAL-JADUAL List of Tables

## MUKA SURAT Page

|                                  |  |    |
|----------------------------------|--|----|
| 1.                               | PETUNJUK-PETUNJUK PEMBANGUNAN SOSIAL DAN TARAF SOSIO-EKONOMI.<br><i>Social and Socio-Economic Development Status Indicators.</i>                             |    |
| JADUAL 1.1.<br><i>Table 1.1.</i> | ENROLMEN SEKOLAH RENDAH MENGIKUT JANTINA DAN NEGERI, MALAYSIA, 2003.<br><i>Primary School Enrolment by Sex and State, Malaysia, 2003.</i>                    | 29 |
| JADUAL 1.2.<br><i>Table 1.2.</i> | KANAK-KANAK YANG TAMAT SEKOLAH MENENGAH RENDAH MENGIKUT NEGERI, MALAYSIA 2003.<br><i>Children Completed Lower Secondary School by State, Malaysia, 2003.</i> | 30 |
| JADUAL 1.3.<br><i>Table 1.3.</i> | KANAK-KANAK YANG TAMAT SEKOLAH MENENGAH ATAS MENGIKUT NEGERI, MALAYSIA, 2003.<br><i>Children Completed Upper Secondary School by State, Malaysia, 2003.</i>  | 31 |
| JADUAL 1.4.<br><i>Table 1.4.</i> | PER KAPITA PENDAPATAN NEGARA KASAR (PNK) MALAYSIA 2003.<br><i>Per Capita Gross National Income (GNI) Malaysia, 2003.</i>                                     | 32 |
| JADUAL 1.5.<br><i>Table 1.5.</i> | KADAR PERTUMBUHAN PENDUDUK TAHUNAN MALAYSIA, 1992 - 2003.<br><i>Annual Population Growth Rate Malaysia, 1992 - 2003.</i>                                     | 33 |
| JADUAL 1.6.<br><i>Table 1.6.</i> | JUMLAH NISBAH TANGGUNGAN MENGIKUT NEGERI, MALAYSIA, 2004.<br><i>Total Dependency Ratio by State, Malaysia, 2004.</i>   | 34 |
| JADUAL 1.7.<br><i>Table 1.7.</i> | PENDUDUK BANDAR DAN LUAR BANDAR MENGIKUT NEGERI, MALAYSIA, 2003.<br><i>Urban dan Rural Population by State, Malaysia, 2003.</i>                              | 35 |
| JADUAL 1.8.<br><i>Table 1.8.</i> | PERATUS PENDUDUK YANG KENAL HURUF MALAYSIA, 1980 - 2003.<br><i>Percentage of Population Literate, Malaysia, 1980 - 2003.</i>                                 | 36 |

SENARAI JADUAL-JADUAL  
*List of Tables*

MUKA SURAT  
*Page*

|                    |  |    |
|--------------------|--|----|
| JADUAL 1.9.        | JANGKAAN HAYAT MENGIKUT KUMPULAN UMUR, JANTINA DAN ETNIK, MALAYSIA, 2003.  |    |
| <i>Table 1.9.</i>  | <i>Life Expectancy by Age Group, Sex and Ethnic Group, Malaysia 2003.</i>  | 37 |
| JADUAL 1.10.       | TABURAN PERATUS KELAHIRAN HIDUP MENGIKUT BERAT KELAHIRAN (DI BAWAH 2.5 KG, 2.5 KG DAN LEBIH) BAGI SEMENANJUNG MALAYSIA, 1992 - 2002. |    |
| <i>Table 1.10.</i> | <i>Percentage Distribution of Livebirths by Birth Weight (under 2.5 kg, 2.5 kg and over), Peninsular Malaysia, 1992 - 2002.</i>      | 38 |

|                   |  |    |
|-------------------|--|----|
| 2.                | PETUNJUK-PETUNJUK TARAF KESIHATAN.<br><i>Health Status Indicators.</i>                             |    |
| JADUAL 2.1.       | KEMATIAN PERINATAL (BILANGAN DAN KADAR) MENGIKUT NEGERI DAN JANTINA, MALAYSIA, 2001 & 2002.        |    |
| <i>Table 2.1.</i> | <i>Perinatal Deaths (Number and Rate) by State and Sex, Malaysia, 2001 &amp; 2002.</i>             | 41 |
| JADUAL 2.2.       | KELAHIRAN MATI (BILANGAN DAN KADAR) MENGIKUT NEGERI DAN JANTINA, MALAYSIA, 2001 & 2002.            |    |
| <i>Table 2.2.</i> | <i>Stillbirth (Number and Rate) by State and Sex, Malaysia, 2001 &amp; 2002.</i>                   | 42 |
| JADUAL 2.3.       | KEMATIAN NEONATAL (BILANGAN DAN KADAR) MENGIKUT NEGERI DAN JANTINA, MALAYSIA, 2001 & 2002.         |    |
| <i>Table 2.3.</i> | <i>Neo-Natal Deaths (Number and Rate) by State and Sex, Malaysia, 2001 &amp; 2002.</i>             | 43 |
| JADUAL 2.4.       | KEMATIAN BAYI (BILANGAN DAN KADAR) MENGIKUT NEGERI DAN JANTINA, MALAYSIA, 2001 & 2002.             |    |
| <i>Table 2.4.</i> | <i>Infant Deaths (Number and Rate) by State and Sex, Malaysia, 2001 &amp; 2002.</i>                | 44 |
| JADUAL 2.5.       | KEMATIAN KANAK-KANAK (BILANGAN DAN KADAR) MENGIKUT NEGERI DAN JANTINA, MALAYSIA, 2001 & 2002.      |    |
| <i>Table 2.5.</i> | <i>Toddler Deaths (Number and Rate) by State and Sex, Malaysia, 2001 &amp; 2002.</i>               | 45 |
| JADUAL 2.6.       | KEMATIAN DI BAWAH 5 TAHUN (BILANGAN DAN KADAR) MENGIKUT NEGERI DAN JANTINA, MALAYSIA, 2001 & 2002. |    |
| <i>Table 2.6.</i> | <i>Deaths Under 5 Years of Age (Number and Rate) by State and Sex, Malaysia, 2001 &amp; 2002.</i>  | 46 |
| JADUAL 2.7.       | KEMATIAN IBU BERSALIN (BILANGAN DAN KADAR) MENGIKUT NEGERI, MALAYSIA, 2001 & 2002.                 |    |
| <i>Table 2.7.</i> | <i>Maternal Deaths (Number and Rate) by State, Malaysia, 2001 &amp; 2002.</i>                      | 47 |

## SENARAI JADUAL-JADUAL

*List of Tables*

## MUKA SURAT

*Page*

|                                    |  |    |
|------------------------------------|--|----|
| JADUAL 2.8.<br><i>Table 2.8.</i>   | KEMATIAN DAN KADAR KEMATIAN MENGIKUT KUMPULAN UMUR TERTENTU, MALAYSIA, 2001.<br><i>Deaths by Specific Age Groups and Age Specific Mortality Rate, Malaysia, 2001.</i>                              | 48 |
| JADUAL 2.9.<br><i>Table 2.9.</i>   | KEMATIAN DAN KADAR KEMATIAN MENGIKUT KUMPULAN UMUR TERTENTU, MALAYSIA, 2002..<br><i>Deaths by Specific Age Groups and Age Specific Mortality Rate, Malaysia, 2002.</i>                             | 49 |
| JADUAL 2.10.<br><i>Table 2.10.</i> | KELAHIRAN HIDUP DAN KADAR KASAR KELAHIRAN MENGIKUT NEGERI DAN JANTINA, MALAYSIA 2001 & 2002.<br><i>Live Births and Crude Births Rate by State and Sex, Malaysia, 2001 &amp; 2002.</i>              | 50 |
| JADUAL 2.11.<br><i>Table 2.11.</i> | KEMATIAN DAN KADAR KASAR KEMATIAN MENGIKUT NEGERI DAN JANTINA, MALAYSIA, 2001 & 2002.<br><i>Deaths and Crude Death Rate by State and Sex, Malaysia, 2001 &amp; 2002.</i>                           | 51 |
| JADUAL 2.12.<br><i>Table 2.12.</i> | KADAR TIDAK HADIR KERJA DI INDUSTRI-INDUSTRI DISEBABKAN OLEH KESAKITAN ATAU KECEDEeraan, MALAYSIA, 2003.<br><i>Industrial Absenteeism Rate from Work Due to Illness or Injury, Malaysia, 2003.</i> | 52 |

|                   |  |    |
|-------------------|--|----|
| 3.                | PETUNJUK-PETUNJUK MASALAH KESIHATAN TERTENTU<br><i>Specific Health Problem Indicators</i>  |    |
| JADUAL 3.1.       | KADAR KEJADIAN PENYAKIT-PENYAKIT BERJANGKIT BAGI TIAP-TIAP 100,000 PENDUDUK, MALAYSIA, 2003.                                     |    |
| <i>Table 3.1.</i> | <i>Incidence Rate of Communicable Diseases Per 100,000 Population, Malaysia, 2003.</i>   | 55 |
| JADUAL 3.2.       | KADAR DISCAJ PENYAKIT-PENYAKIT SISTEM “CIRCULATORY” BAGI TIAP-TIAP 100,000 PENDUDUK, MALAYSIA, 2003.                             |    |
| <i>Table 3.2.</i> | <i>Discharge Rate of Diseases of Circulatory System Per 100,000 Population, Malaysia, 2003.</i>                                  | 66 |
| JADUAL 3.3.       | KADAR DISCAJ PENYAKIT KANSER BAGI TIAP-TIAP 100,000 PENDUDUK, MALAYSIA, 2003.  |    |
| <i>Table 3.3.</i> | <i>Discharge Rate of Malignant Neoplasm (Cancer) Per 100,000 Population, Malaysia, 2003.</i>                                     | 67 |
| JADUAL 3.4.       | KADAR DISCAJ KEKURANGAN PEMAKANAN SPESIFIK BAGI TIAP-TIAP 100,000 PENDUDUK, MALAYSIA, 2003.                                      |    |
| <i>Table 3.4.</i> | <i>Discharge Rate of Specific Nutritional Deficiency Per 100,000 Population, Malaysia, 2003.</i>                                 | 68 |
| JADUAL 3.5.       | KADAR KEJADIAN KEMALANGAN KERETA BERMOTOR, MALAYSIA, 2003.   |    |
| <i>Table 3.5.</i> | <i>Incidence Rate of Motor Vehicle Accidents, Malaysia, 2003.</i>  | 69 |
| JADUAL 3.6.       | KADAR KEJADIAN KEMALANGAN PERUSAHAAN, MALAYSIA, 2003.  |    |
| <i>Table 3.6.</i> | <i>Incidence Rate of Industrial Accidents, Malaysia, 2003.</i>   | 70 |
| JADUAL 3.7.       | KADAR DISCAJ PENYAKIT-PENYAKIT METABOLIK DAN KECACATAN FUNGSI ENDOKRIN SPESIFIK BAGI TIAP-TIAP 100,000 PENDUDUK, MALAYSIA, 2003. |    |
| <i>Table 3.7.</i> | <i>Discharge Rate of Specific Metabolic Diseases and Endocrine Disorders Per 100,000 Population, Malaysia, 2003.</i>             | 71 |



## SENARAI JADUAL-JADUAL

### *List of Tables*

## MUKA SURAT

### *Page*

|                    |  |    |
|--------------------|--|----|
| JADUAL 3.8.        | KADAR KEMATIAN PENYAKIT-PENYAKIT BERJANGKIT BAGI TIAP-TIAP 100,000 PENDUDUK, MALAYSIA, 2003.                                       |    |
| <i>Table 3.8.</i>  | <i>Mortality Rate of Communicable Diseases Per 100,000 Population, Malaysia, 2003.</i>   | 72 |
| JADUAL 3.9.        | KADAR KEMATIAN PENYAKIT-PENYAKIT SISTEM “CIRCULATORY” BAGI TIAP-TIAP 100,000 PENDUDUK, MALAYSIA, 2003.                             |    |
| <i>Table 3.9.</i>  | <i>Mortality Rate of Diseases of Circulatory System Per 100,000 Population, Malaysia, 2003.</i>                                    | 83 |
| JADUAL 3.10.       | KADAR KEMATIAN PENYAKIT KANSER BAGI TIAP-TIAP 100,000 PENDUDUK, MALAYSIA, 2003.  |    |
| <i>Table 3.10.</i> | <i>Mortality Rate of Malignant Neoplasm (Cancer) Per 100,000 Population Malaysia, 2003.</i>  | 84 |
| JADUAL 3.11.       | KADAR KEMATIAN KEKURANGAN PEMAKANAN SPESIFIK BAGI TIAP-TIAP 100,000 PENDUDUK MALAYSIA, 2003.                                       |    |
| <i>Table 3.11.</i> | <i>Mortality Rate of Specific Nutritional Deficiencies Diseases Per 100,000 Population, Malaysia, 2003.</i>                        | 85 |
| JADUAL 3.12.       | KADAR KEMATIAN PENYAKIT-PENYAKIT METABOLIK DAN KECACATAN FUNGSI ENDOKRIN SPESIFIK BAGI TIAP-TIAP 100,000 PENDUDUK, MALAYSIA, 2003. |    |
| <i>Table 3.12.</i> | <i>Mortality Rate of Specific Metabolic Diseases and Endocrine Disorders Per 100,000 Population, Malaysia, 2003.</i>               | 86 |
| JADUAL 3.13.       | BILANGAN DAN PERATUS MURID SEKOLAH RENDAH DAN MENENGAH YANG “ORALLY FIT”, 2003.  |    |
| <i>Table 3.13.</i> | <i>Number and Percentage of Primary and Secondary School Children Who Are Orally Fit, 2003.</i>                                    | 87 |
| JADUAL 3.14.       | STATUS KARIES GIGI: BILANGAN MURID 12 TAHUN DENGAN DMFX - 3 MENGIKUT NEGERI, MALAYSIA 2003.  |    |
| <i>Table 3.14.</i> | <i>Dental Caries Status: Number of School Children 12 Years Old With DMFX - 3 by States, Malaysia, 2003.</i>                       | 88 |

|                    |   |    |
|--------------------|---|----|
| JADUAL 3.15.       | STATUS KARIES GIGI: BILANGAN MURID 12 TAHUN & 16 TAHUN BEBAS KARIES (DMFX = 0) MENGIKUT NEGERI, MALAYSIA, 2003.               |    |
| <i>Table 3.15.</i> | <i>Dental Caries Status: Number of School Children Aged 12 &amp; 16 Years Caries Free (DMFX = 0) by State, Malaysia 2003.</i> | 89 |

|                   |  |     |
|-------------------|--|-----|
| 4.                | PETUNJUK-PETUNJUK KEMAJUAN PERKHIDMATAN KESIHATAN.<br><i>Health Services Improvement Indicators.</i> |     |
| JADUAL 4.1.       | NISBAH PENDUDUK KEPADA KEMUDAHAN KESIHATAN, MALAYSIA,<br>PADA 31HB. DISEMBER, 2003.                  |     |
| <i>Table 4.1.</i> | <i>Health Facility to Population Ratio, Malaysia as on 31st December, 2003.</i>                      | 93  |
| JADUAL 4.2.       | TABURAN HOSPITAL MENGIKUT NEGERI DAN BILANGAN KATIL MALAYSIA, 2003.                                  |     |
| <i>Table 4.2.</i> | <i>Distribution of Hospital by State and Bed Strength, Malaysia, 2003.</i>                           | 96  |
| JADUAL 4.3.       | LIPUTAN SEKOLAH OLEH PERKHIDMATAN KESIHATAN MENGIKUT NEGERI, MALAYSIA, 2003.                         |     |
| <i>Table 4.3.</i> | <i>School Coverage by Health Services by State, Malaysia, 2003.</i>                                  | 97  |
| JADUAL 4.4.       | 10 SEBAB UTAMA KEMASUKAN DI HOSPITAL KERAJAAN (KKM), MALAYSIA 2003                                   |     |
| <i>Table 4.4.</i> | <i>10 Principal Causes of Hospitalisation in Government (MOH) Hospitals, Malaysia 2003</i>           | 98  |
| JADUAL 4.5.       | 10 SEBAB UTAMA KEMATIAN DI HOSPITAL KERAJAAN (KKM), MALAYSIA 2003.                                   |     |
| <i>Table 4.5.</i> | <i>10 Principal Causes of Death in Government (MOH) Hospitals, Malaysia, 2003</i>                    | 99  |
| JADUAL 4.6.       | KADAR KES KEMATIAN DI HOSPITAL MALAYSIA, 2003.   |     |
| <i>Table 4.6.</i> | <i>Hospital Case Fatality Rate, Malaysia, 2003.</i>  | 100 |
| JADUAL 4.7.       | INDEKS UNDANG-UNDANG KESIHATAN MALAYSIA SEHINGGA TAHUN 2003.   |     |
| <i>Table 4.7.</i> | <i>Index of Health Legislation, Malaysia, Up to 2003.</i>  | 101 |
| JADUAL 4.8        | BILANGAN PEGAWAI-PEGAWAI PERUBATAN YANG DIBERIKAN SIJIL AMALAN TAHUNAN,<br>MALAYSIA 2003.            |     |
| <i>Table 4.8</i>  | <i>Number of Medical Practitioners issued with Annual Practising Certificate, Malaysia 2003.</i>     | 106 |

## SENARAI JADUAL-JADUAL

### *List of Tables*

## MUKA SURAT

### *Page*

|                   |  |            |
|-------------------|--|------------|
| JADUAL 4.9        | BILANGAN PEGAWAI-PEGAWAI PERGIGIAN YANG DIBERIKAN SIJIL AMALAN TAHUNAN, MALAYSIA 2003.           |            |
| <i>Table 4.9</i>  | <i>Number of Dental Practitioners issued with Annual Practising Certificate, Malaysia 2003.</i>  | <i>107</i> |
| JADUAL 4.10       | BILANGAN PEGAWAI-PEGAWAI FARMASI YANG DIBERIKAN SIJIL PENGEKALAN TAHUNAN, MALAYSIA 2003.         |            |
| <i>Table 4.10</i> | <i>Number of Pharmacists issued with Annual Retention Practising Certificate, Malaysia 2003.</i> | <i>108</i> |
| JADUAL 4.11       | BILANGAN JURURAWAT MENGIKUT NEGERI DAN SEKTOR, MALAYSIA 2003.                                    |            |
| <i>Table 4.11</i> | <i>Number of Nurses by State and Sector, Malaysia 2003.</i>                                      | <i>109</i> |
| JADUAL 4.12       | BILANGAN JURURAWAT DESA & BIDAN BAHAGIAN II MENGIKUT SEKTOR , MALAYSIA 2003.                     |            |
| <i>Table 4.12</i> | <i>Number of Rural Nurses And Midwives Division II by Sector, Malaysia 2003.</i>                 | <i>110</i> |
| JADUAL 4.13       | BILANGAN PENOLONG JURURAWAT MENGIKUT SEKTOR , MALAYSIA 2003.                                     |            |
| <i>Table 4.13</i> | <i>Number of Assistant Nurses by Sector, Malaysia 2003.</i>                                      | <i>111</i> |
| JADUAL 4.14       | BILANGAN PEMBANTU PERUBATAN MENGIKUT SEKTOR , MALAYSIA 2003.                                     |            |
| <i>Table 4.14</i> | <i>Number of Medical Assistants by Sector, Malaysia 2003.</i>                                    | <i>112</i> |
| JADUAL 4.15       | BILANGAN PEMBANTU FARMASI MENGIKUT SEKTOR , MALAYSIA 2003.                                       |            |
| <i>Table 4.15</i> | <i>Number of Pharmaceutical Assistants by Sector, Malaysia 2003.</i>                             | <i>113</i> |
| JADUAL 4.16       | BILANGAN JURURAWAT PERGIGIAN MENGIKUT SEKTOR , MALAYSIA 2003.                                    |            |
| <i>Table 4.16</i> | <i>: Number of Dental Nurses by Sector, Malaysia 2003.</i>                                       | <i>114</i> |

## SENARAI JADUAL-JADUAL

*List of Tables*

## MUKA SURAT

*Page*

|                                    |  |     |
|------------------------------------|--|-----|
| JADUAL 4.17<br><i>Table 4.17</i>   | BILANGAN JURUTEKNIK PERGIGIAN MENGIKUT SEKTOR , MALAYSIA 2003.<br><i>Number of Dental Technicians by Sector, Malaysia 2003.</i>  | 115 |
| JADUAL 4.18<br><i>Table 4.18</i>   | BILANGAN PEMBANTU PEMBEDAHAN PERGIGIAN MENGIKUT SEKTOR , MALAYSIA 2003.<br><i>Number of Dental Surgery Assistants by Sector, Malaysia 2003.</i>  | 116 |
| JADUAL 4.19<br><i>Table 4.19</i>   | BILANGAN PENOLONG PEGAWAI KESIHATAN PERSEKITARAN MENGIKUT SEKTOR , MALAYSIA 2003.<br><i>Number of Assistant Environmental Health Officers by Sector, Malaysia 2003.</i>                              | 117 |
| JADUAL 4.20<br><i>Table 4.20</i>   | BILANGAN JURUTEKNOLOGI MAKMAL PERUBATAN MENGIKUT SEKTOR , MALAYSIA 2003.<br><i>Number of Medical Laboratory Technologists by Sector, Malaysia 2003.</i>  | 118 |
| JADUAL 4.21<br><i>Table 4.21</i>   | BILANGANJURU X-RAY (DIAGNOSTIK) MENGIKUT SEKTOR , MALAYSIA 2003.<br><i>Number of Radiographers by Sector, Malaysia 2003.</i>   | 119 |
| JADUAL 4.22<br><i>Table 4.22</i>   | BILANGAN JURUPULIH PERUBATAN ANGGOTA MENGIKUT SEKTOR , MALAYSIA 2003.<br><i>Number of Physiotherapists by Sector, Malaysia 2003.</i>   | 120 |
| JADUAL 4.23.<br><i>Table 4.23.</i> | PENGAMBILAN TAHUNAN MAKSIMA KOLEJ LATIHAN/UNIVERSITI MENGIKUT JENIS PELATIH, MALAYSIA, 2003.<br><i>Annual Intake Capacity of Training Colleges/Universities by Type of Trainees, Malaysia, 2003.</i> | 121 |
| JADUAL 4.24.<br><i>Table 4.24.</i> | NISBAH TENAGA PENGAJAR KEPADA PELATIH MENGIKUT KATEGORI, MALAYSIA, 2003.<br><i>Ratio of Teaching Staff to Students by Category, Malaysia, 2003.</i>  | 123 |

## SENARAI JADUAL-JADUAL

### *List of Tables*

## MUKA SURAT

### *Page*

|                    |  |     |
|--------------------|--|-----|
| JADUAL 4.25        | PERUNTUKAN PERBELANJAAN MENGRUS DAN PERBELANJAAN SEBENAR MENGIKUT PROGRAM , MALAYSIA, 2003.            |     |
| <i>Table 4.25</i>  | <i>Operating Budget Allocation by Programmes, Malaysia, 2003.</i>                                      | 125 |
| JADUAL 4.26        | PERUNTUKAN BELANJA PEMBANGUNAN DAN PERBELANJAAN SEBENAR MENGIKUT PROGRAM , MALAYSIA, 2003.             |     |
| <i>Table 4.26</i>  | <i>Development Allocation And Expendition by Programmes, Malaysia, 2003.</i>                           | 126 |
| JADUAL 4.27.       | PERATUS PERUNTUKAN BELANJAWAN KESIHATAN BERBANDING DENGAN BELANJAWAN NEGARA, MALAYSIA, 2003.           |     |
| <i>Table 4.27.</i> | <i>Percentage of Health Budget Allocation to Total National Budget, Malaysia, 2003.</i>                | 127 |
| JADUAL 4.28.       | NISBAH PNK BAGI KESIHATAN, MALAYSIA, 2003.   |     |
| <i>Table 4.28.</i> | <i>Proportion of GNI for Health, Malaysia, 2003.</i>   | 128 |
| JADUAL 4.29.       | LIPUTAN PELALIAN BCG BAGI BAYI MENGIKUT NEGERI, MALAYSIA, 2003.  |     |
| <i>Table 4.29.</i> | <i>BCG Coverage for Infants by State, Malaysia, 2003.</i>  | 129 |
| JADUAL 4.30.       | LIPUTAN PELALIAN POLIO BAGI BAYI (DOS PERTAMA, DOS KETIGA) MENGIKUT NEGERI, MALAYSIA, 2003.            |     |
| <i>Table 4.30.</i> | <i>Polio Immunisation Coverage of Infants (1st Dose, 3rd Dose) by State, Malaysia, 2003.</i>           | 130 |
| JADUAL 4.31.       | LIPUTAN DOS SEMULA PERTAMA POLIO BAGI KANAK-KANAK BERUMUR 1 - 2 TAHUN MENGIKUT NEGERI, MALAYSIA, 2003. |     |
| <i>Table 4.31.</i> | <i>Coverage of Children of Age 1 - 2 Years for 1st Booster Dose Polio by State, Malaysia, 2003.</i>    | 131 |
| JADUAL 4.32.       | LIPUTAN PELALIAN DOS SEMULA BAGI MURID-MURID DARJAH 1 MENGIKUT NEGERI, MALAYSIA, 2003.                 |     |
| <i>Table 4.32.</i> | <i>Polio Immunisation Coverage of Booster Dose for Standard 1 Pupils by State, Malaysia, 2003.</i>     | 132 |

## SENARAI JADUAL-JADUAL

### *List of Tables*

## MUKA SURAT

### *Page*

|                    |  |     |
|--------------------|--|-----|
| JADUAL 4.33.       | LIPUTAN PELALIAN DIFTERIA, PERTUSIS DAN TETANUS (TRIPLE ATAU DOUBLE ANTIGEN) BAGI BAYI (DOS PERTAMA DAN DOS PENAMAT) MENGIKUT NEGERI, MALAYSIA, 2003.        |     |
| <i>Table 4.33.</i> | <i>Immunisation Coverage of Infants for Diphtheria, Pertussis and Tetanus (1st and Completion Dose) (Triple or Double Antigen) by State, Malaysia, 2003.</i> | 133 |
| JADUAL 4.34.       | LIPUTAN PELALIAN DOS SEMULA DOUBLE ANTIGEN BAGI MURID-MURID DARJAH 1 MENGIKUT NEGERI, MALAYSIA, 2003.  |     |
| <i>Table 4.34.</i> | <i>Coverage of Standard 1 Pupils for Booster Dose Antigen by State, Malaysia, 2003.</i>  | 134 |
| JADUAL 4.35.       | KELAHIRAN YANG DISAMBUT OLEH KAKITANGAN TERLATIH, MALAYSIA, 2003.  |     |
| <i>Table 4.35.</i> | <i>Deliveries Attended by Trained Personel, Malaysia, 2003.</i>  | 135 |
| JADUAL 4.36.       | LIPUTAN IBU-IBU MENGANDUNG (LAWATAN PERTAMA) MENGIKUT NEGERI, MALAYSIA, 2003.  |     |
| <i>Table 4.36.</i> | <i>Coverage of Ante-Natal Mothers (1st Visit) by State, Malaysia, 2003.</i>  | 136 |
| JADUAL 4.37.       | LIPUTAN IBU-IBU MENGANDUNG YANG DIBERI TETANUS TOXOID DI KEMUDAHAN-KEMUDAHAN KERAJAAN MENGIKUT NEGERI, MALAYSIA, 2003.                                       |     |
| <i>Table 4.37.</i> | <i>Coverage of Ante-Natal Mothers for Tetanus Toxoid In Public Facilities and by State, Malaysia, 2003.</i>  | 137 |
| JADUAL 4.38.       | LIPUTAN PELALIAN MEASLES UNTUK BAYI DAN KANAK-KANAK BERUMUR 12 - <24 BULAN MENGIKUT NEGERI, MALAYSIA, 2003.  |     |
| <i>Table 4.38.</i> | <i>Measles Immunisation Coverage of Infant and Children 12 - &lt;24 Months by State, Malaysia, 2003.</i>   | 138 |
| JADUAL 4.39.       | LIPUTAN PELALIAN HEPATITIS B (DOS PERTAMA, DOS KEDUA, DOS KETIGA) UNTUK BAYI MENGIKUT NEGERI, MALAYSIA, 2003.  |     |
| <i>Table 4.39.</i> | <i>Hepatitis B Immunisation Coverage of Infants (1st Dose, 2nd Dose, 3rd Dose) by State, Malaysia, 2003.</i>   | 139 |

|                     |   |     |
|---------------------|---|-----|
| JADUAL 4.40.        | LIPUTAN RUMAH YANG MENGGUNAKAN BEKALAN AIR SEMPURNA DI KAWASAN OPERASI LUAR BANDAR MENGIKUT NEGERI, MALAYSIA SEHINGGA 31HB. DISEMBER 2003.          |     |
| <i>Jadual 4.40.</i> | <i>House Hold Coverage with Safe Water Supply in Operational Rural Area by State, Malaysia as on 31st December, 2003.</i>                           | 140 |
| JADUAL 4.41.        | LIPUTAN RUMAH YANG MENGGUNAKAN TANDAS SEMPURNA DI KAWASAN OPERASI LUAR BANDAR MENGIKUT NEGERI, MALAYSIA SEHINGGA 31HB. DISEMBER 2003.               |     |
| <i>Table 4.41.</i>  | <i>House Hold Coverage with Sanitary Latrines in Operational Rural Area by State, Malaysia as on 31st. December 2003.</i>                           | 141 |
| JADUAL 4.42.        | RINGKASAN KEGUNAAN MENGENAI PERKHIDMATAN PESAKIT DALAM DI HOSPITAL KERAJAAN, MALAYSIA, 2003.  |     |
| <i>Table 4.42.</i>  | <i>Summary of the Utilization of Inpatient Services in Government Hospitals, Malaysia, 2003.</i>  | 142 |
| JADUAL 4.43.        | LIPUTAN KANAK-KANAK SEKOLAH YANG MENERIMA RAWATAN PERGIGIAN DIRI DAN PERATUS YANG DIBERI RAWATAN PERGIGIAN PENUH, MALAYSIA, 2003.                   |     |
| <i>Table 4.43.</i>  | <i>Coverage of School Children Treated Under Personal Oral Health Care and Percentage Given All Required Oral Health Treatment, Malaysia, 2003.</i> | 153 |





# 1

PETUNJUK-PETUNJUK PEMBANGUNAN SOSIAL  
DAN TARAF SOSIO-EKONOMI  
*Social and Socio-Economic Development  
Status Indicators*



**JADUAL 1.1. : ENROLMEN SEKOLAH RENDAH MENGIKUT JANTINA DAN NEGERI, MALAYSIA, 2003.**  
Table 1.1. : Primary School Enrolment by Sex and State, Malaysia, 2003.

| NEGERI<br>State   | LELAKI<br>Male   | PEREMPUAN<br>Female | JUMLAH<br>Total  |
|-------------------|------------------|---------------------|------------------|
| Perlis            | 14,963           | 14,110              | 29,073           |
| Kedah             | 121,857          | 115,962             | 237,819          |
| Pulau Pinang      | 76,011           | 71,617              | 147,628          |
| Perak             | 145,103          | 137,796             | 282,899          |
| Selangor          | 244,479          | 229,170             | 473,649          |
| W.P. Kuala Lumpur | 80,320           | 77,466              | 157,786          |
| Negeri Sembilan   | 59,833           | 57,251              | 117,084          |
| Melaka            | 45,534           | 43,438              | 88,972           |
| Johor             | 191,944          | 181,794             | 373,738          |
| Pahang            | 92,227           | 87,704              | 179,931          |
| Terengganu        | 78,747           | 75,197              | 153,944          |
| Kelantan          | 121,808          | 115,523             | 237,331          |
| Sabah             | 151,900          | 142,813             | 294,713          |
| Sarawak           | 148,369          | 139,674             | 288,043          |
| W.P. Labuan       | 4,402            | 4,109               | 8,511            |
| <b>MALAYSIA</b>   | <b>1,577,497</b> | <b>1,493,624</b>    | <b>3,071,121</b> |

PUNCA : KEMENTERIAN PENDIDIKAN MALAYSIA.  
Source : Ministry of Education Malaysia.

**JADUAL 1.2. : KANAK-KANAK YANG TAMAT SEKOLAH MENENGAH RENDAH\* MENGIKUT NEGERI, MALAYSIA, 2003.**  
Table 1.2. : *Children Completed Lower Secondary\* School by State, Malaysia, 2003.*

| NEGERI<br>State   | LELAKI<br>Male | PEREMPUAN<br>Female | JUMLAH<br>Total |
|-------------------|----------------|---------------------|-----------------|
| Perlis            | 2,290          | 2,363               | 4,653           |
| Kedah             | 15,928         | 16,365              | 32,293          |
| Pulau Pinang      | 10,011         | 10,465              | 20,476          |
| Perak             | 21,145         | 21,257              | 42,402          |
| Selangor          | 28,656         | 28,764              | 57,420          |
| W.P. Kuala Lumpur | 10,810         | 10,990              | 21,800          |
| Negeri Sembilan   | 8,263          | 8,630               | 16,893          |
| Melaka            | 6,474          | 6,351               | 12,825          |
| Johor             | 23,635         | 24,693              | 48,328          |
| Pahang            | 12,453         | 12,397              | 24,850          |
| Terengganu        | 10,718         | 10,507              | 21,225          |
| Kelantan          | 14,452         | 14,550              | 29,002          |
| Sabah             | 16,901         | 17,104              | 34,005          |
| Sarawak           | 18,307         | 18,945              | 37,252          |
| W.P. Labuan       | 545            | 523                 | 1,068           |
| <b>MALAYSIA</b>   | <b>200,588</b> | <b>203,904</b>      | <b>404,492</b>  |

\* KANAK-KANAK YANG TELAH MENGHADIRI 9 TAHUN PERSEKOLAHAN (TINGKATAN III).

\* *Children who had attended 9 Years of Schooling (Form III).*

PUNCA : KEMENTERIAN PENDIDIKAN MALAYSIA.

Source : *Ministry of Education Malaysia.*

**JADUAL 1.3. : KANAK-KANAK YANG TAMAT SEKOLAH MENENGAH ATAS\* MENGIKUT NEGERI, MALAYSIA, 2003.**

Table 1.3. : Children Completed Upper Secondary\* School by State, Malaysia, 2003.

| NEGERI<br>State   | LELAKI<br>Male | PEREMPUAN<br>Female | JUMLAH<br>Total |
|-------------------|----------------|---------------------|-----------------|
| Perlis            | 2,425          | 2,401               | 4,826           |
| Kedah             | 13,757         | 15,296              | 29,053          |
| Pulau Pinang      | 8,645          | 9,483               | 18,128          |
| Perak             | 19,249         | 20,745              | 39,994          |
| Selangor          | 23,000         | 25,431              | 48,431          |
| W.P. Kuala Lumpur | 9,150          | 10,370              | 19,520          |
| Negeri Sembilan   | 8,295          | 8,679               | 16,974          |
| Melaka            | 5,814          | 6,155               | 11,969          |
| Johor             | 20,486         | 22,682              | 43,168          |
| Pahang            | 11,315         | 12,131              | 23,446          |
| Terengganu        | 9,348          | 9,860               | 19,208          |
| Kelantan          | 12,416         | 13,748              | 26,164          |
| Sabah             | 13,481         | 15,281              | 28,762          |
| Sarawak           | 14,272         | 15,563              | 29,835          |
| W.P. Labuan       | 516            | 498                 | 1,014           |
| <b>MALAYSIA</b>   | <b>172,169</b> | <b>188,323</b>      | <b>360,492</b>  |

\* KANAK-KANAK YANG TELAH MENGHADIRI 11 TAHUN PERSEKOLAHAN (TINGKATAN V).

\* Children who had attended 11 Years of Schooling (Form V).

PUNCA : KEMENTERIAN PENDIDIKAN MALAYSIA.

Source : Ministry of Education Malaysia.

**JADUAL 1.4. : PER KAPITA PENDAPATAN NEGARA KASAR (PNK), MALAYSIA, 2003.**

Table 1.4. : *Per Capita Gross National Income (GNI) Malaysia, 2003.*

|  |            |
|--|------------|
| PNK PER KAPITA PADA HARGA SEMASA – 2003<br><i>Per Capita GNI at Current prices – 2003.</i>   | RM 14,838  |
| PENDAPATAN NEGARA KASAR (PNK) PADA HARGA SEMASA - 2003(JUTA)<br><i>Gross National Income (G.N.I.) At Current Prices - 2003 (Million)</i> | RM 371,673 |
| ANGGARAN PENDUDUK (2003) (JUTA)<br><i>Estimated Population (2003) (Million)</i>  | 25.05      |

PUNCA : JABATAN PERANGKAAN MALAYSIA.

Source : *Department of Statistics, Malaysia.*

**JADUAL 1.5. : KADAR PERTUMBUHAN PENDUDUK TAHUNAN MALAYSIA, 1992 - 2003.**

*Table 1.5. : Annual Population Growth Rate Malaysia, 1992 - 2003.*

| TAHUN<br>Year | KADAR PERTUMBUHAN PENDUDUK TAHUNAN<br>Annual Population Growth Rate |
|---------------|---|
| 1992          | 2.6   |
| 1993          | 2.7   |
| 1994          | 2.8   |
| 1995          | 2.8   |
| 1996          | 2.3   |
| 1997          | 2.3   |
| 1998          | 2.3   |
| 1999          | 2.4   |
| 2000          | 2.4   |
| 2001          | 2.2   |
| 2002          | 2.1   |
| 2003          | 2.1   |

PUNCA : JABATAN PERANGKAAN MALAYSIA.

Source : *Department of Statistics, Malaysia.*

**JADUAL 1.6. : JUMLAH NISBAH TANGGUNGAN MENGIKUT NEGERI, MALAYSIA, 2004.**  
Table 1.6. : Total Dependency Ratio by State, Malaysia, 2004.

| NEGERI<br>State   | PERATUS PENDUDUK MENGIKUT KUMPULAN UMUR (TAHUN)<br>Percentage of Population by Age Group (years) |             |            | JUMLAH NISBAH<br>TANGGUNGAN<br>Total Dependency<br>Ratio |
|-------------------|--|-------------|------------|--|
|                   | 0 – 14   | 15 – 64     | 65 >       |  |
| Perlis            | 33.4   | 60.4        | 6.2        | 65.6   |
| Kedah             | 34.3   | 60.4        | 5.2        | 65.5   |
| Pulau Pinang      | 27.9   | 66.8        | 5.3        | 49.7   |
| Perak             | 31.8   | 61.8        | 6.3        | 61.8   |
| Selangor          | 31.0   | 66.0        | 3.0        | 51.5   |
| W.P. Kuala Lumpur | 29.6   | 66.7        | 3.7        | 49.9   |
| N.Sembilan        | 31.2   | 63.8        | 5.1        | 56.7   |
| Melaka            | 32.8   | 61.9        | 5.3        | 61.7   |
| Johor             | 32.0   | 63.7        | 4.3        | 56.9   |
| Pahang            | 32.8   | 63.4        | 3.8        | 57.7   |
| Terengganu        | 37.0   | 59.1        | 3.9        | 69.2   |
| Kelantan          | 40.4   | 55.0        | 4.5        | 81.7   |
| Sabah             | 35.6   | 61.6        | 2.7        | 62.3   |
| W.P. Labuan       | 35.9   | 61.9        | 2.2        | 61.5   |
| Sarawak           | 33.7   | 61.8        | 4.5        | 62.9   |
| <b>MALAYSIA</b>   | <b>32.9</b>  | <b>62.9</b> | <b>4.2</b> | <b>59.0</b>  |

PUNCA : JABATAN PERANGKAAN MALAYSIA.  
Source : Department of Statistics, Malaysia.

**JADUAL 1.7. : PENDUDUK BANDAR DAN LUAR BANDAR MENGIKUT NEGERI, MALAYSIA, 2003. ('000)**  
Table 1.7. : *Urban and Rural Population by State, Malaysia, 2003. ('000)*

| NEGERI<br>State   | JUMLAH<br>PENDUDUK<br>Total Population | PENDUDUK BANDAR<br>Urban Population |                       | PENDUDUK LUAR BANDAR<br>Rural Population |                       |
|-------------------|--|-------------------------------------|-----------------------|--|-----------------------|
|                   |  | BILANGAN<br>Number                  | PERATUS<br>Percentage | BILANGAN<br>Number                       | PERATUS<br>Percentage |
| Perlis            | 217.9                                  | 75.6                                | 34.7                  | 142.3                                    | 65.3                  |
| Kedah             | 1,778.2                                | 703.6                               | 39.6                  | 1,074.4                                  | 60.4                  |
| Pulau Pinang      | 1,416.9                                | 1,130.9                             | 79.8                  | 286.0                                    | 20.2                  |
| Perak             | 2,194.0                                | 1,299.1                             | 59.2                  | 894.9                                    | 40.8                  |
| Selangor          | 4,498.1                                | 3,965.6                             | 88.2                  | 532.5                                    | 11.8                  |
| W.P. Kuala Lumpur | 1,501.8                                | 1,501.8                             | 100.0                 | –  | –                     |
| Negeri Sembilan   | 913.3                                  | 509.7                               | 55.8                  | 403.6                                    | 44.2                  |
| Melaka            | 687.1                                  | 477.1                               | 69.4                  | 210.0                                    | 30.6                  |
| Johor             | 2,959.4                                | 1,949.5                             | 65.9                  | 1,010.0                                  | 34.1                  |
| Pahang            | 1,372.5                                | 589.1                               | 42.9                  | 783.4                                    | 57.1                  |
| Terengganu        | 966.1                                  | 480.1                               | 49.7                  | 486.1                                    | 50.3                  |
| Kelantan          | 1,453.0                                | 485.5                               | 33.4                  | 967.5                                    | 66.6                  |
| Sabah             | 2,795.1                                | 1,373.0                             | 49.1                  | 1,422.1                                  | 50.9                  |
| W.P. Labuan       | 80.6                                   | 62.2                                | 77.2                  | 18.4                                     | 22.8                  |
| Sarawak           | 2,214.3                                | 1,084.2                             | 49.0                  | 1,130.1                                  | 51.0                  |
| <b>MALAYSIA</b>   | <b>25,048.3</b>                        | <b>15,687.0</b>                     | <b>62.6</b>           | <b>9,361.3</b>                           | <b>37.4</b>           |

PUNCA : JABATAN PERANGKAAN MALAYSIA.  
Source : *Department of Statistics Malaysia.*



**JADUAL 1.8. : PERATUS PENDUDUK YANG KENAL HURUF MALAYSIA, 1980 - 2003.**

*Table 1.8. : Percentage of Population Literate, Malaysia, 1980 - 2003.*

| TAHUN<br>Year | PERATUS PENDUDUK YANG KENAL HURUF<br>Percentage of Population Literate |
|---------------|--|
| 1980          | 72.0   |
| 1991          | 85.0   |
| 1996          | 93.0   |
| 1997          | 93.3   |
| 1998          | 93.7   |
| 1999          | 93.7   |
| 2000          | 93.8   |
| 2001          | 93.9   |
| 2002          | 94.0   |
| 2003          | 95.0   |

PUNCA : JABATAN PERANGKAAN MALAYSIA.

Source : *Department of Statistics, Malaysia.*

**JADUAL 1.9. : JANGKAAN HAYAT MENGIKUT KUMPULAN UMUR, JANTINA & ETNIK, MALAYSIA, 2003.**  
Table 1.9. : Life Expectancy by Age-Group, Sex and Ethnic Group, Malaysia, 2003.

| Umur<br>Age | JUMLAH<br>Total |                     | KUMPULAN ETNIK<br>Ethnic Group |                     |                 |                     |                  |                     |
|-------------|-----------------|---------------------|--------------------------------|---------------------|-----------------|---------------------|------------------|---------------------|
|             |                 |                     | BUMIPUTERA<br>Bumiputera       |                     | CINA<br>Chinese |                     | INDIA<br>Indians |                     |
|             | LELAKI<br>Male  | PEREMPUAN<br>Female | LELAKI<br>Male                 | PEREMPUAN<br>Female | LELAKI<br>Male  | PEREMPUAN<br>Female | LELAKI<br>Male   | PEREMPUAN<br>Female |
| 0           | 70.28           | 75.88               | 69.00                          | 74.12               | 72.99           | 79.02               | 65.13            | 75.62               |
| 1 - 4       | 69.77           | 75.28               | 68.57                          | 73.58               | 72.34           | 78.30               | 64.50            | 74.90               |
| 5 - 9       | 65.95           | 71.44               | 64.77                          | 69.76               | 68.46           | 74.40               | 60.67            | 71.00               |
| 10 - 14     | 61.07           | 66.52               | 59.92                          | 64.86               | 63.53           | 69.47               | 55.75            | 66.06               |
| 15 - 19     | 56.22           | 61.62               | 55.07                          | 59.97               | 58.62           | 64.53               | 50.94            | 61.14               |
| 20 - 24     | 51.57           | 56.74               | 50.44                          | 55.10               | 53.94           | 59.63               | 46.39            | 56.28               |
| 25 - 29     | 46.96           | 51.88               | 45.88                          | 50.25               | 49.23           | 54.74               | 41.95            | 51.45               |
| 30 - 34     | 42.39           | 47.01               | 41.38                          | 45.40               | 44.60           | 49.84               | 37.54            | 46.62               |
| 35 - 39     | 37.85           | 42.17               | 36.91                          | 40.60               | 40.02           | 44.96               | 33.23            | 41.80               |
| 40 - 44     | 33.35           | 37.38               | 32.43                          | 35.83               | 35.56           | 40.15               | 28.99            | 37.00               |
| 45 - 49     | 28.94           | 32.67               | 28.01                          | 31.17               | 31.13           | 35.37               | 25.00            | 32.31               |
| 50 - 54     | 24.59           | 28.05               | 23.62                          | 26.58               | 26.75           | 30.70               | 21.17            | 27.69               |
| 55 - 59     | 20.47           | 23.61               | 19.49                          | 22.19               | 22.53           | 26.17               | 17.57            | 23.25               |
| 60 - 64     | 16.64           | 19.38               | 15.71                          | 18.06               | 18.55           | 21.77               | 14.03            | 18.97               |
| 65 - 69     | 13.38           | 15.58               | 12.62                          | 14.43               | 14.92           | 17.64               | 11.35            | 15.27               |
| 70 - 74     | 10.37           | 12.08               | 9.69                           | 11.09               | 11.71           | 13.80               | 8.88             | 12.00               |
| 75 - 79     | 7.89            | 9.03                | 7.46                           | 8.28                | 8.82            | 10.38               | 6.57             | 8.73                |
| 80+         | 5.64            | 6.55                | 5.37                           | 6.11                | 6.22            | 7.34                | 4.84             | 6.44                |

PUNCA : JABATAN PERANGKAAN MALAYSIA.  
Source : Department of Statistics, Malaysia.

**JADUAL 1.10. : TABURAN PERATUS \*KELAHIRAN HIDUP MENGIKUT BERAT KELAHIRAN (DIBAWAH 2.5 KG, 2.5 KG DAN LEBIH) BAGI SEMENANJUNG MALAYSIA, 1992-2000.**

Table 1.10. : Percentage Distribution of \*Livebirths by Birth Weight (Under 2.5 Kg, 2.5 Kg and over), Peninsular Malaysia, 1992 – 2000.

| TAHUN<br>Year | TABURAN PERATUS *KELAHIRAN HIDUP MENGIKUT BERAT KELAHIRAN<br>Percentage Distribution of *Livebirths by Birth Weight |                                     |
|---------------|---|-------------------------------------|
|               | Di bawah 2.5 kg<br>Under 2.5 kg   | 2.5 kg dan lebih<br>2.5 kg and over |
| 1992          | 8.3   | 91.7                                |
| 1993          | 8.3   | 91.7                                |
| 1994          | 8.4   | 91.6                                |
| 1995          | 9.0   | 91.0                                |
| 1996          | 9.5   | 90.5                                |
| 1997          | 9.2   | 90.8                                |
| 1998          | 9.7   | 90.3                                |
| 1999          | 8.5   | 91.5                                |
| 2000          | 9.0   | 91.0                                |
| 2001          | 9.6   | 90.4                                |
| 2002          | 9.6   | 90.4                                |

- Perkiraan Taburan Peratus berdasarkan kepada bilangan kelahiran hidup yang ditimbang.
- \* Percentage distribution is calculated based on number of newborns weighed.

PUNCA : JABATAN PERANGKAPAN MALAYSIA.  
Source : Department of Statistics, Malaysia.



# 2

PETUNJUK-PETUNJUK TARAF KESIHATAN  
Health Status Indicators



**JADUAL 2.1. : KEMATIAN PERINATAL (BILANGAN DAN KADAR\*) MENGIKUT NEGERI DAN JANTINA, MALAYSIA, 2001 & 2002.**  
Table 2.1. : Perinatal Deaths (Number and Rate\*) by state and sex, Malaysia, 2001 & 2002.

| NEGERI<br>State | 2001               |               |                    |               |                    |               | 2002               |               |                    |               |                    |               |
|-----------------|--------------------|---------------|--------------------|---------------|--------------------|---------------|--------------------|---------------|--------------------|---------------|--------------------|---------------|
|                 | Jumlah/Total       |               | Lelaki/Male        |               | Perempuan/Female   |               | Jumlah/Total       |               | Lelaki/Male        |               | Perempuan/Female   |               |
|                 | Kematian<br>Deaths | Kadar<br>Rate | Kematian<br>Deaths | Kadar<br>Rate | Kematian<br>Deaths | Kadar<br>Rate | Kematian<br>Deaths | Kadar<br>Rate | Kematian<br>Deaths | Kadar<br>Rate | Kematian<br>Deaths | Kadar<br>Rate |
| Perlis          | 40                 | 9.1           | 22                 | 9.8           | 18                 | 8.4           | 48                 | 11.5          | 27                 | 12.9          | 21                 | 10.1          |
| Kedah           | 370                | 9.6           | 204                | 10.2          | 166                | 9.0           | 336                | 9.3           | 190                | 10.2          | 146                | 8.3           |
| Pulau Pinang    | 152                | 6.1           | 89                 | 7.0           | 63                 | 5.1           | 187                | 7.7           | 113                | 8.9           | 74                 | 6.3           |
| Perak           | 329                | 7.2           | 191                | 8.1           | 138                | 6.2           | 328                | 7.9           | 193                | 9.0           | 135                | 6.7           |
| Selangor        | 414                | 4.7           | 222                | 4.9           | 192                | 4.6           | 423                | 4.9           | 242                | 5.4           | 181                | 4.4           |
| W.P.K.Lumpur    | 181                | 6.4           | 111                | 7.6           | 70                 | 5.1           | 163                | 6.1           | 89                 | 6.4           | 74                 | 5.7           |
| Putrajaya       | 3                  | 13.2          | 1                  | 8.9           | 2                  | 17.4          | 1                  | 2.3           | 1                  | 4.8           | 0                  | 0.0           |
| Negeri Sembilan | 127                | 7.1           | 70                 | 7.6           | 57                 | 6.6           | 139                | 8.0           | 75                 | 8.4           | 64                 | 7.6           |
| Melaka          | 141                | 9.6           | 71                 | 9.3           | 70                 | 9.9           | 142                | 10.5          | 86                 | 12.4          | 56                 | 8.4           |
| Johor           | 363                | 5.8           | 209                | 6.4           | 154                | 5.1           | 377                | 6.5           | 205                | 6.8           | 172                | 6.1           |
| Pahang          | 238                | 8.4           | 139                | 9.5           | 99                 | 7.2           | 246                | 9.3           | 130                | 9.4           | 116                | 9.1           |
| Terengganu      | 240                | 9.5           | 126                | 9.7           | 114                | 9.3           | 258                | 11.2          | 138                | 11.6          | 120                | 10.8          |
| Kelantan        | 286                | 7.3           | 175                | 8.6           | 111                | 5.8           | 339                | 9.2           | 178                | 9.4           | 161                | 9.0           |
| Sabah           | 107                | 2.1           | 64                 | 2.4           | 43                 | 1.8           | 109                | 2.5           | 61                 | 2.7           | 48                 | 2.3           |
| W.P.Labuan      | 18                 | 11.9          | 8                  | 10.0          | 10                 | 14.0          | 27                 | 19.1          | 15                 | 20.2          | 12                 | 17.9          |
| Sarawak         | 178                | 3.7           | 95                 | 3.8           | 83                 | 3.6           | 179                | 4.1           | 82                 | 3.6           | 97                 | 4.6           |
| <b>MALAYSIA</b> | <b>3,187</b>       | <b>6.2</b>    | <b>1,797</b>       | <b>6.7</b>    | <b>1,390</b>       | <b>5.6</b>    | <b>3,302</b>       | <b>6.8</b>    | <b>1,825</b>       | <b>7.3</b>    | <b>1,477</b>       | <b>6.3</b>    |

PUNCA : JABATAN PERANGKAPAN MALAYSIA.

Source : Department of Statistics, Malaysia.

NOTA : \*Setiap 1,000 jumlah kelahiran.

Note : \*Per 1,000 total births.

**JADUAL 2.2. : KELAHIRAN MATI (BILANGAN DAN KADAR\*) MENGIKUT NEGERI DAN JANTINA, MALAYSIA, 2001 & 2002.**  
Table 2.2. : Stillbirth (Number and Rate\*) by state and sex, Malaysia, 2001 & 2002.

| NEGERI<br>State | 2001               |               |                    |               |                    |               | 2002               |               |                    |               |                    |               |
|-----------------|--------------------|---------------|--------------------|---------------|--------------------|---------------|--------------------|---------------|--------------------|---------------|--------------------|---------------|
|                 | Jumlah/Total       |               | Lelaki/Male        |               | Perempuan/Female   |               | Jumlah/Total       |               | Lelaki/Male        |               | Perempuan/Female   |               |
|                 | Kematian<br>Deaths | Kadar<br>Rate | Kematian<br>Deaths | Kadar<br>Rate | Kematian<br>Deaths | Kadar<br>Rate | Kematian<br>Deaths | Kadar<br>Rate | Kematian<br>Deaths | Kadar<br>Rate | Kematian<br>Deaths | Kadar<br>Rate |
| Perlis          | 27                 | 6.2           | 11                 | 4.9           | 16                 | 7.4           | 29                 | 7.0           | 20                 | 9.5           | 9                  | 4.3           |
| Kedah           | 219                | 5.7           | 120                | 6.0           | 99                 | 5.3           | 225                | 6.2           | 132                | 7.1           | 93                 | 5.3           |
| Pulau Pinang    | 87                 | 3.5           | 48                 | 3.8           | 39                 | 3.2           | 99                 | 4.1           | 65                 | 5.1           | 34                 | 2.9           |
| Perak           | 214                | 4.7           | 132                | 5.6           | 82                 | 3.7           | 221                | 5.3           | 134                | 6.3           | 87                 | 4.3           |
| Selangor        | 232                | 2.7           | 124                | 2.7           | 108                | 2.6           | 225                | 2.6           | 135                | 3.0           | 90                 | 2.2           |
| W.P.K.Lumpur    | 68                 | 2.4           | 43                 | 2.9           | 25                 | 1.8           | 85                 | 3.2           | 46                 | 3.3           | 39                 | 3.0           |
| Putrajaya       | 1                  | 4.4           | 0                  | 0.0           | 1                  | 8.7           | 1                  | 2.3           | 1                  | 4.8           | 0                  | 0.0           |
| Negeri Sembilan | 74                 | 4.1           | 42                 | 4.6           | 32                 | 3.7           | 84                 | 4.8           | 46                 | 5.1           | 38                 | 4.5           |
| Melaka          | 82                 | 5.6           | 33                 | 4.3           | 49                 | 6.9           | 85                 | 6.3           | 53                 | 7.7           | 32                 | 4.8           |
| Johor           | 158                | 2.5           | 92                 | 2.8           | 66                 | 2.2           | 193                | 3.3           | 96                 | 3.2           | 97                 | 3.5           |
| Pahang          | 156                | 5.5           | 87                 | 6.0           | 69                 | 5.0           | 161                | 6.1           | 88                 | 6.4           | 73                 | 5.7           |
| Terengganu      | 144                | 5.7           | 75                 | 5.8           | 69                 | 5.6           | 161                | 7.0           | 89                 | 7.5           | 72                 | 6.5           |
| Kelantan        | 182                | 4.6           | 108                | 5.3           | 74                 | 3.9           | 253                | 6.9           | 129                | 6.8           | 124                | 6.9           |
| Sabah           | 75                 | 1.5           | 43                 | 1.6           | 32                 | 1.3           | 76                 | 1.7           | 38                 | 1.7           | 38                 | 1.8           |
| W.P.Labuan      | 16                 | 10.6          | 8                  | 10.0          | 8                  | 11.2          | 15                 | 10.6          | 8                  | 10.8          | 7                  | 10.5          |
| Sarawak         | 80                 | 1.7           | 43                 | 1.7           | 37                 | 1.6           | 76                 | 1.7           | 30                 | 1.3           | 46                 | 2.2           |
| <b>MALAYSIA</b> | <b>1,815</b>       | <b>3.5</b>    | <b>1,009</b>       | <b>3.8</b>    | <b>806</b>         | <b>3.2</b>    | <b>1,989</b>       | <b>4.1</b>    | <b>1,110</b>       | <b>4.4</b>    | <b>879</b>         | <b>3.8</b>    |

PUNCA : JABATAN PERANGKAAAN MALAYSIA.  
Source : Department of Statistics, Malaysia.

NOTA : \*Setiap 1,000 jumlah kelahiran.  
Note : \*Per 1,000 total births.

**JADUAL 2.3. : KEMATIAN NEONATAL (BILANGAN DAN KADAR\*) MENGIKUT NEGERI DAN JANTINA, MALAYSIA, 2001 & 2002.**  
Table 2.3. : Neo-natal Deaths (Number and Rate\*) by state and sex, Malaysia, 2001 & 2002.

| NEGERI<br>State | 2001               |               |                    |               |                    |               | 2002               |               |                    |               |                    |               |
|-----------------|--------------------|---------------|--------------------|---------------|--------------------|---------------|--------------------|---------------|--------------------|---------------|--------------------|---------------|
|                 | Jumlah/Total       |               | Lelaki/Male        |               | Perempuan/Female   |               | Jumlah/Total       |               | Lelaki/Male        |               | Perempuan/Female   |               |
|                 | Kematian<br>Deaths | Kadar<br>Rate | Kematian<br>Deaths | Kadar<br>Rate | Kematian<br>Deaths | Kadar<br>Rate | Kematian<br>Deaths | Kadar<br>Rate | Kematian<br>Deaths | Kadar<br>Rate | Kematian<br>Deaths | Kadar<br>Rate |
| Perlis          | 23                 | 5.3           | 17                 | 7.6           | 6                  | 2.8           | 22                 | 5.3           | 8                  | 3.9           | 14                 | 6.8           |
| Kedah           | 197                | 5.1           | 108                | 5.4           | 89                 | 4.8           | 152                | 4.2           | 81                 | 4.4           | 71                 | 4.1           |
| Pulau Pinang    | 98                 | 3.9           | 58                 | 4.6           | 40                 | 3.3           | 117                | 4.8           | 69                 | 5.4           | 48                 | 4.1           |
| Perak           | 145                | 3.2           | 79                 | 3.4           | 66                 | 3.0           | 158                | 3.8           | 83                 | 3.9           | 75                 | 3.7           |
| Selangor        | 253                | 2.9           | 139                | 3.1           | 114                | 2.7           | 274                | 3.2           | 152                | 3.4           | 122                | 2.9           |
| W.P.K.Lumpur    | 146                | 5.2           | 84                 | 5.8           | 62                 | 4.5           | 111                | 4.1           | 59                 | 4.3           | 52                 | 4.0           |
| Putrajaya       | 2                  | 8.8           | 1                  | 8.9           | 1                  | 8.8           | 2                  | 4.6           | 0                  | 0.0           | 2                  | 8.8           |
| Negeri Sembilan | 71                 | 4.0           | 39                 | 4.3           | 32                 | 3.7           | 71                 | 4.1           | 40                 | 4.5           | 31                 | 3.7           |
| Melaka          | 77                 | 5.3           | 43                 | 5.6           | 34                 | 4.8           | 75                 | 5.6           | 42                 | 6.1           | 33                 | 5.0           |
| Johor           | 274                | 4.4           | 157                | 4.8           | 117                | 3.9           | 253                | 4.4           | 147                | 4.9           | 106                | 3.8           |
| Pahang          | 113                | 4.0           | 68                 | 4.7           | 45                 | 3.3           | 126                | 4.8           | 67                 | 4.9           | 59                 | 4.7           |
| Terengganu      | 120                | 4.8           | 67                 | 5.2           | 53                 | 4.4           | 137                | 6.0           | 72                 | 6.1           | 65                 | 5.9           |
| Kelantan        | 157                | 4.0           | 96                 | 4.8           | 61                 | 3.2           | 134                | 3.7           | 82                 | 4.3           | 52                 | 2.9           |
| Sabah           | 49                 | 1.0           | 30                 | 1.1           | 19                 | 0.8           | 52                 | 1.2           | 32                 | 1.4           | 20                 | 0.9           |
| W.P.Labuan      | 2                  | 1.3           | 0                  | 0.0           | 2                  | 2.8           | 15                 | 10.7          | 8                  | 10.9          | 7                  | 10.6          |
| Sarawak         | 141                | 2.9           | 73                 | 2.9           | 68                 | 2.9           | 149                | 3.4           | 80                 | 3.5           | 69                 | 3.3           |
| <b>MALAYSIA</b> | <b>1,868</b>       | <b>3.6</b>    | <b>1,059</b>       | <b>4.0</b>    | <b>809</b>         | <b>3.2</b>    | <b>1,848</b>       | <b>3.8</b>    | <b>1,022</b>       | <b>4.1</b>    | <b>826</b>         | <b>3.5</b>    |

PUNCA : JABATAN PERANGKAPAN MALAYSIA.

Source : Department of Statistics, Malaysia.

NOTA : \*Setiap 1,000 jumlah kelahiran hidup.

Note : \*Per 1,000 Live births.

**JADUAL 2.4. : KEMATIAN BAYI (BILANGAN DAN KADAR\*) MENGIKUT NEGERI DAN JANTINA, MALAYSIA, 2001 & 2002.**  
Table 2.4. : Infant deaths (Number and Rate\*) by state and sex, Malaysia, 2001 & 2002.

| NEGERI<br>State | 2001               |               |                    |               |                    |               | 2002               |               |                    |               |                    |               |
|-----------------|--------------------|---------------|--------------------|---------------|--------------------|---------------|--------------------|---------------|--------------------|---------------|--------------------|---------------|
|                 | Jumlah/Total       |               | Lelaki/Male        |               | Perempuan/Female   |               | Jumlah/Total       |               | Lelaki/Male        |               | Perempuan/Female   |               |
|                 | Kematian<br>Deaths | Kadar<br>Rate | Kematian<br>Deaths | Kadar<br>Rate | Kematian<br>Deaths | Kadar<br>Rate | Kematian<br>Deaths | Kadar<br>Rate | Kematian<br>Deaths | Kadar<br>Rate | Kematian<br>Deaths | Kadar<br>Rate |
| Perlis          | 33                 | 7.6           | 20                 | 9.0           | 13                 | 6.1           | 34                 | 8.2           | 15                 | 7.2           | 19                 | 9.2           |
| Kedah           | 279                | 7.3           | 150                | 7.6           | 129                | 7.0           | 264                | 7.3           | 142                | 7.7           | 122                | 7.0           |
| Pulau Pinang    | 150                | 6.0           | 90                 | 7.1           | 60                 | 4.9           | 194                | 8.0           | 105                | 8.3           | 89                 | 7.6           |
| Perak           | 245                | 5.4           | 135                | 5.8           | 110                | 5.0           | 293                | 7.1           | 165                | 7.8           | 128                | 6.4           |
| Selangor        | 394                | 4.5           | 223                | 4.9           | 171                | 4.1           | 421                | 4.9           | 238                | 5.3           | 183                | 4.4           |
| W.P.K.Lumpur    | 217                | 7.7           | 119                | 8.2           | 98                 | 7.1           | 159                | 5.9           | 87                 | 6.3           | 72                 | 5.6           |
| Putrajaya       | 4                  | 17.7          | 1                  | 8.9           | 3                  | 26.3          | 3                  | 6.9           | 0                  | 0.0           | 3                  | 13.2          |
| Negeri Sembilan | 118                | 6.6           | 61                 | 6.7           | 57                 | 6.6           | 126                | 7.3           | 72                 | 8.1           | 54                 | 6.5           |
| Melaka          | 102                | 7.0           | 56                 | 7.4           | 46                 | 6.6           | 115                | 8.5           | 59                 | 8.6           | 56                 | 8.5           |
| Johor           | 424                | 6.8           | 239                | 7.4           | 185                | 6.1           | 406                | 7.0           | 239                | 8.0           | 167                | 6.0           |
| Pahang          | 188                | 6.7           | 111                | 7.7           | 77                 | 5.6           | 218                | 8.3           | 119                | 8.7           | 99                 | 7.8           |
| Terengganu      | 200                | 8.0           | 115                | 8.9           | 85                 | 7.0           | 228                | 10.0          | 120                | 10.2          | 108                | 9.8           |
| Kelantan        | 288                | 7.4           | 179                | 8.9           | 109                | 5.8           | 299                | 8.2           | 179                | 9.5           | 120                | 6.8           |
| Sabah           | 91                 | 1.8           | 49                 | 1.9           | 42                 | 1.7           | 108                | 2.5           | 58                 | 2.6           | 50                 | 2.4           |
| W.P.Labuan      | 4                  | 2.7           | 1                  | 1.3           | 3                  | 4.2           | 19                 | 13.6          | 10                 | 13.6          | 9                  | 13.6          |
| Sarawak         | 216                | 4.5           | 114                | 4.6           | 102                | 4.4           | 237                | 5.4           | 128                | 5.6           | 109                | 5.2           |
| <b>MALAYSIA</b> | <b>2,953</b>       | <b>5.7</b>    | <b>1,663</b>       | <b>6.2</b>    | <b>1,290</b>       | <b>5.2</b>    | <b>3,124</b>       | <b>6.5</b>    | <b>1,736</b>       | <b>7.0</b>    | <b>1,388</b>       | <b>6.0</b>    |

PUNCA : JABATAN PERANGKAPAN MALAYSIA.

Source : Department of Statistics, Malaysia.

NOTA : \*Setiap 1,000 kelahiran hidup.

Note : \*Per 1,000 Live births.



**JADUAL 2.5. : KEMATIAN KANAK-KANAK (BILANGAN DAN KADAR\*) MENGIKUT NEGERI DAN JANTINA, MALAYSIA, 2001 & 2002.**  
Table 2.5. : Toddler Deaths (Number and Rate\*) by state and sex, Malaysia, 2001 & 2002.

| NEGERI<br>State | 2001               |               |                    |               |                    |               | 2002               |               |                    |               |                    |               |
|-----------------|--------------------|---------------|--------------------|---------------|--------------------|---------------|--------------------|---------------|--------------------|---------------|--------------------|---------------|
|                 | Jumlah/Total       |               | Lelaki/Male        |               | Perempuan/Female   |               | Jumlah/Total       |               | Lelaki/Male        |               | Perempuan/Female   |               |
|                 | Kematian<br>Deaths | Kadar<br>Rate | Kematian<br>Deaths | Kadar<br>Rate | Kematian<br>Deaths | Kadar<br>Rate | Kematian<br>Deaths | Kadar<br>Rate | Kematian<br>Deaths | Kadar<br>Rate | Kematian<br>Deaths | Kadar<br>Rate |
| Perlis          | 9                  | 0.5           | 6                  | 0.6           | 3                  | 0.3           | 9                  | 0.5           | 4                  | 0.4           | 5                  | 0.5           |
| Kedah           | 149                | 0.9           | 84                 | 1.0           | 65                 | 0.8           | 98                 | 0.6           | 47                 | 0.5           | 51                 | 0.6           |
| Pulau Pinang    | 38                 | 0.3           | 20                 | 0.3           | 18                 | 0.3           | 36                 | 0.3           | 22                 | 0.4           | 14                 | 0.2           |
| Perak           | 157                | 0.8           | 84                 | 0.8           | 73                 | 0.7           | 142                | 0.7           | 76                 | 0.7           | 66                 | 0.7           |
| Selangor        | 195                | 0.5           | 99                 | 0.5           | 96                 | 0.5           | 191                | 0.5           | 103                | 0.6           | 88                 | 0.5           |
| W.P.K.Lumpur    | 74                 | 0.5           | 44                 | 0.6           | 30                 | 0.4           | 57                 | 0.4           | 35                 | 0.5           | 22                 | 0.3           |
| Putrajaya       | 0                  | 0.0           | 0                  | 0.0           | 0                  | 0.0           | 0                  | 0.0           | 0                  | 0.0           | 0                  | 0.0           |
| Negeri Sembilan | 61                 | 0.8           | 36                 | 0.9           | 25                 | 0.7           | 34                 | 0.4           | 20                 | 0.5           | 14                 | 0.4           |
| Melaka          | 39                 | 0.6           | 22                 | 0.7           | 17                 | 0.5           | 23                 | 0.4           | 12                 | 0.4           | 11                 | 0.4           |
| Johor           | 175                | 0.7           | 105                | 0.8           | 70                 | 0.6           | 133                | 0.5           | 76                 | 0.6           | 57                 | 0.5           |
| Pahang          | 121                | 1.0           | 62                 | 1.0           | 59                 | 1.0           | 81                 | 0.7           | 45                 | 0.7           | 36                 | 0.6           |
| Terengganu      | 87                 | 1.0           | 42                 | 0.9           | 45                 | 1.0           | 68                 | 0.7           | 30                 | 0.6           | 38                 | 0.9           |
| Kelantan        | 181                | 1.0           | 92                 | 1.0           | 89                 | 1.1           | 129                | 0.8           | 71                 | 0.8           | 58                 | 0.7           |
| Sabah           | 55                 | 0.2           | 30                 | 0.2           | 25                 | 0.2           | 44                 | 0.2           | 26                 | 0.2           | 18                 | 0.1           |
| W.P.Labuan      | 3                  | 0.3           | 3                  | 0.7           | 0                  | 0.0           | 0                  | 0.0           | 0                  | 0.0           | 0                  | 0.0           |
| Sarawak         | 127                | 0.6           | 72                 | 0.7           | 55                 | 0.5           | 79                 | 0.4           | 42                 | 0.4           | 37                 | 0.4           |
| <b>MALAYSIA</b> | <b>1,471</b>       | <b>0.6</b>    | <b>801</b>         | <b>0.7</b>    | <b>670</b>         | <b>0.6</b>    | <b>1,124</b>       | <b>0.5</b>    | <b>609</b>         | <b>0.5</b>    | <b>515</b>         | <b>0.5</b>    |

PUNCA : JABATAN PERANGKAPAN MALAYSIA.

Source : Department of Statistics, Malaysia.

NOTA : \*Setiap 1,000 penduduk berumur 1 – 4 tahun.

Note : \*Per 1,000 Toddler population.

**JADUAL 2.6. : KEMATIAN DI BAWAH LIMA TAHUN (BIL. & KADAR\*) MENGIKUT NEGERI DAN JANTINA, MALAYSIA, 2001 & 2002.**  
Table 2.6. : Deaths under five years of age (Number and Rate\*) by state and sex, Malaysia, 2001 & 2002.

| NEGERI<br>State | 2001               |               |                    |               |                    |               | 2002               |               |                    |               |                    |               |
|-----------------|--------------------|---------------|--------------------|---------------|--------------------|---------------|--------------------|---------------|--------------------|---------------|--------------------|---------------|
|                 | Jumlah/Total       |               | Lelaki/Male        |               | Perempuan/Female   |               | Jumlah/Total       |               | Lelaki/Male        |               | Perempuan/Female   |               |
|                 | Kematian<br>Deaths | Kadar<br>Rate | Kematian<br>Deaths | Kadar<br>Rate | Kematian<br>Deaths | Kadar<br>Rate | Kematian<br>Deaths | Kadar<br>Rate | Kematian<br>Deaths | Kadar<br>Rate | Kematian<br>Deaths | Kadar<br>Rate |
| Perlis          | 42                 | 9.6           | 26                 | 11.7          | 16                 | 7.5           | 43                 | 10.4          | 19                 | 9.2           | 24                 | 11.6          |
| Kedah           | 428                | 11.2          | 234                | 11.8          | 194                | 10.5          | 362                | 10.1          | 189                | 10.2          | 173                | 9.9           |
| Pulau Pinang    | 188                | 7.6           | 110                | 8.7           | 78                 | 6.4           | 230                | 9.5           | 127                | 10.0          | 103                | 8.8           |
| Perak           | 402                | 8.8           | 219                | 9.3           | 183                | 8.3           | 435                | 10.5          | 241                | 11.3          | 194                | 9.6           |
| Selangor        | 589                | 6.8           | 322                | 7.1           | 267                | 6.3           | 612                | 7.1           | 341                | 7.7           | 271                | 6.5           |
| W.P.K.Lumpur    | 291                | 10.3          | 163                | 11.2          | 128                | 9.3           | 216                | 8.1           | 122                | 8.8           | 94                 | 7.3           |
| Putrajaya       | 4                  | 17.7          | 1                  | 8.9           | 3                  | 26.3          | 3                  | 6.9           | 0                  | 0.0           | 3                  | 13.2          |
| Negeri Sembilan | 179                | 10.1          | 97                 | 10.6          | 82                 | 9.5           | 160                | 9.3           | 92                 | 10.3          | 68                 | 8.2           |
| Melaka          | 141                | 9.6           | 78                 | 10.2          | 63                 | 9.0           | 138                | 10.2          | 71                 | 10.3          | 67                 | 10.1          |
| Johor           | 599                | 9.6           | 344                | 10.6          | 255                | 8.5           | 539                | 9.3           | 315                | 10.5          | 224                | 8.0           |
| Pahang          | 309                | 11.0          | 173                | 11.9          | 136                | 9.9           | 299                | 11.4          | 164                | 12.0          | 135                | 10.7          |
| Terengganu      | 287                | 11.5          | 157                | 12.2          | 130                | 10.7          | 296                | 12.9          | 150                | 12.7          | 146                | 13.2          |
| Kelantan        | 469                | 12.0          | 271                | 13.5          | 198                | 10.5          | 428                | 11.7          | 250                | 13.2          | 178                | 10.0          |
| Sabah           | 146                | 2.9           | 79                 | 3.0           | 67                 | 2.8           | 152                | 3.5           | 84                 | 3.7           | 68                 | 3.2           |
| W.P.Labuan      | 7                  | 4.7           | 4                  | 5.1           | 3                  | 4.2           | 19                 | 13.6          | 10                 | 13.6          | 9                  | 13.6          |
| Sarawak         | 343                | 7.1           | 186                | 7.5           | 157                | 6.8           | 316                | 7.2           | 170                | 7.4           | 146                | 6.9           |
| <b>MALAYSIA</b> | <b>4,424</b>       | <b>8.6</b>    | <b>2,464</b>       | <b>9.2</b>    | <b>1,960</b>       | <b>7.9</b>    | <b>4,248</b>       | <b>8.8</b>    | <b>2,345</b>       | <b>9.4</b>    | <b>1,903</b>       | <b>8.2</b>    |

PUNCA : JABATAN PERANGKAAAN MALAYSIA.

Source : Department of Statistics, Malaysia.

NOTA : \*Setiap 1,000 kelahiran hidup.

Note : \*Per 1,000 Live births.

**JADUAL 2.7. : KEMATIAN IBU BERSALIN (BILANGAN DAN KADAR\*) MENGIKUT NEGERI, MALAYSIA, 2001 & 2002.**  
Table 2.7. : Maternal Deaths (Number and Rate\*) by state, Malaysia, 2001 & 2002.

| NEGERI<br>State | 2001               |               | 2002               |               |
|-----------------|--------------------|---------------|--------------------|---------------|
|                 | Kematian<br>Deaths | Kadar<br>Rate | Kematian<br>Deaths | Kadar<br>Rate |
| Perlis          | 0                  | 0.0           | 0                  | 0.0           |
| Kedah           | 13                 | 0.3           | 13                 | 0.3           |
| Pulau Pinang    | 3                  | 0.1           | 7                  | 0.3           |
| Perak           | 16                 | 0.4           | 13                 | 0.3           |
| Selangor        | 22                 | 0.3           | 28                 | 0.3           |
| W.P.K.Lumpur    | 14                 | 0.5           | 6                  | 0.2           |
| Putrajaya       | 0                  | 0.0           | 0                  | 0.0           |
| Negeri Sembilan | 4                  | 0.2           | 6                  | 0.3           |
| Melaka          | 1                  | 0.1           | 8                  | 0.6           |
| Johor           | 9                  | 0.1           | 12                 | 0.2           |
| Pahang          | 23                 | 0.8           | 18                 | 0.6           |
| Terengganu      | 5                  | 0.2           | 5                  | 0.7           |
| Kelantan        | 8                  | 0.2           | 10                 | 0.3           |
| Sabah           | 76                 | 1.5           | 17                 | 0.4           |
| W.P.Labuan      | 2                  | 1.3           | 0                  | 0.0           |
| Sarawak         | 3                  | 0.1           | 15                 | 0.3           |
| <b>MALAYSIA</b> | <b>199</b>         | <b>0.4</b>    | <b>158</b>         | <b>0.3</b>    |

PUNCA : JABATAN PERANGKAAAN MALAYSIA.  
Source : Department of Statistics, Malaysia.

NOTA : \*Setiap 1,000 kelahiran hidup.  
Note : \*Per 1,000 Live births.

**JADUAL 2.8. : KEMATIAN DAN KADAR KEMATIAN MENGIKUT KUMPULAN UMUR TERTENTU, MALAYSIA, 2001.**  
Table 2.8. : Deaths by Specific Age Groups and Age Specific Mortality Rate, Malaysia, 2001.

| KUMPULAN UMUR<br>Age Group | Bilangan Kematian<br>No. of Deaths |               |                    | Kadar Kematian Tiap-tiap 1,000 Penduduk<br>Mortality Rate Per 1,000 Population |               |                    |
|----------------------------|------------------------------------|---------------|--------------------|--|---------------|--------------------|
|                            | Jumlah / Total                     | Lelaki / Male | Perempuan / Female | Jumlah / Total   | Lelaki / Male | Perempuan / Female |
| 0 – 4                      | 4,424                              | 2,464         | 1,960              | 1.58   | 1.71          | 1.44               |
| 5 – 9                      | 838                                | 503           | 335                | 0.34   | 0.39          | 0.28               |
| 10 – 14                    | 821                                | 524           | 297                | 0.32   | 0.40          | 0.24               |
| 15 – 19                    | 1,890                              | 1,432         | 458                | 0.78   | 1.18          | 0.38               |
| 20 – 24                    | 2,203                              | 1,705         | 498                | 1.07   | 1.66          | 0.48               |
| 25 – 29                    | 2,223                              | 1,668         | 555                | 1.14   | 1.70          | 0.57               |
| 30 – 34                    | 2,720                              | 2,005         | 715                | 1.48   | 2.16          | 0.79               |
| 35 – 39                    | 3,258                              | 2,381         | 877                | 1.88   | 2.71          | 1.02               |
| 40 – 44                    | 4,143                              | 2,825         | 1,318              | 2.71   | 3.64          | 1.76               |
| 45 – 49                    | 4,936                              | 3,192         | 1,744              | 4.05   | 5.11          | 2.94               |
| 50 – 54                    | 6,181                              | 3,960         | 2,221              | 6.41   | 7.94          | 4.77               |
| 55 – 59                    | 7,205                              | 4,589         | 2,616              | 10.94  | 13.47         | 8.23               |
| 60 – 64                    | 9,539                              | 5,785         | 3,754              | 16.20  | 19.76         | 12.69              |
| 65 – 69                    | 10,933                             | 6,269         | 4,664              | 29.68  | 35.52         | 24.30              |
| 70 – 74                    | 12,479                             | 6,557         | 5,922              | 44.35  | 48.97         | 40.15              |
| 75+                        | 30,728                             | 14,266        | 16,462             | 99.60  | 105.05        | 95.32              |
| Tidak Diketahui / Unknown  | 88                                 | 23            | 65                 | -  | -             | -                  |
| <b>JUMLAH</b>              | <b>104,609</b>                     | <b>60,148</b> | <b>44,461</b>      | <b>4.40</b>  | <b>4.99</b>   | <b>3.79</b>        |

PUNCA : JABATAN PERANGKAAN MALAYSIA.  
Source : Department of Statistics, Malaysia.

**JADUAL 2.9. : KEMATIAN DAN KADAR KEMATIAN MENGIKUT KUMPULAN UMUR TERTENTU, MALAYSIA, 2002.**  
Table 2.9. : Deaths by Specific Age Groups and Age Specific Mortality Rate, Malaysia, 2002.

| KUMPULAN UMUR<br>Age Group | Bilangan Kematian<br>No. of Deaths |               |                    | Kadar Kematian Tiap-tiap 1,000 Penduduk<br>Mortality Rate Per 1,000 Population |               |                    |
|----------------------------|------------------------------------|---------------|--------------------|--|---------------|--------------------|
|                            | Jumlah / Total                     | Lelaki / Male | Perempuan / Female | Jumlah / Total   | Lelaki / Male | Perempuan / Female |
| 0 – 4                      | 4,248                              | 2,345         | 1,903              | 1.45   | 1.56          | 1.34               |
| 5 – 9                      | 768                                | 463           | 305                | 0.28   | 0.33          | 0.23               |
| 10 – 14                    | 849                                | 508           | 341                | 0.33   | 0.38          | 0.27               |
| 15 – 19                    | 1,875                              | 1,388         | 487                | 0.77   | 1.12          | 0.41               |
| 20 – 24                    | 2,173                              | 1,674         | 499                | 0.99   | 1.51          | 0.46               |
| 25 – 29                    | 2,204                              | 1,650         | 554                | 1.12   | 1.66          | 0.57               |
| 30 – 34                    | 2,624                              | 1,972         | 652                | 1.40   | 2.08          | 0.71               |
| 35 – 39                    | 3,247                              | 2,290         | 957                | 1.86   | 2.58          | 1.12               |
| 40 – 44                    | 4,032                              | 2,755         | 1,277              | 2.63   | 3.50          | 1.70               |
| 45 – 49                    | 4,960                              | 3,219         | 1,741              | 3.80   | 4.78          | 2.75               |
| 50 – 54                    | 6,189                              | 3,939         | 2,250              | 6.23   | 7.65          | 4.71               |
| 55 – 59                    | 7,532                              | 4,727         | 2,805              | 10.51  | 12.69         | 8.15               |
| 60 – 64                    | 9,466                              | 5,743         | 3,723              | 17.20  | 20.76         | 13.60              |
| 65 – 69                    | 11,720                             | 6,695         | 5,025              | 28.90  | 34.44         | 23.80              |
| 70 – 74                    | 12,727                             | 6,815         | 5,912              | 46.57  | 53.24         | 40.69              |
| 75+                        | 31,245                             | 14,609        | 16,636             | 99.19  | 104.72        | 94.79              |
| Tidak Diketahui / Unknown  | 17                                 | 12            | 5                  | -  | -             | -                  |
| <b>JUMLAH</b>              | <b>105,876</b>                     | <b>60,804</b> | <b>45,072</b>      | <b>4.32</b>  | <b>4.87</b>   | <b>3.74</b>        |

PUNCA : JABATAN PERANGKAAN MALAYSIA.  
Source : Department of Statistics, Malaysia.

**JADUAL 2.10. : KELAHIRAN HIDUP DAN KADAR KASAR KELAHIRAN\* MENGIKUT NEGERI DAN JANTINA, MALAYSIA, 2001 & 2002.**  
Table 2.10. : Live Births and Crude Births Rate\* by state and sex, Malaysia, 2001 & 2002.

| NEGERI<br>State | 2001                     |               |                          |               |                          |               | 2002                     |               |                          |               |                          |               |
|-----------------|--------------------------|---------------|--------------------------|---------------|--------------------------|---------------|--------------------------|---------------|--------------------------|---------------|--------------------------|---------------|
|                 | Jumlah/Total             |               | Lelaki/Male              |               | Perempuan/Female         |               | Jumlah/Total             |               | Lelaki/Male              |               | Perempuan/Female         |               |
|                 | Kelahiran<br>Live Births | Kadar<br>Rate | Kelahiran<br>Live Births | Kadar<br>Rate | Kelahiran<br>Live Births | Kadar<br>Rate | Kelahiran<br>Live Births | Kadar<br>Rate | Kelahiran<br>Live Births | Kadar<br>Rate | Kelahiran<br>Live Births | Kadar<br>Rate |
| Perlis          | 4,356                    | 20.7          | 2,224                    | 21.4          | 2,132                    | 19.9          | 4,142                    | 19.4          | 2,075                    | 19.7          | 2,067                    | 19.1          |
| Kedah           | 38,281                   | 22.5          | 19,863                   | 23.5          | 18,418                   | 21.5          | 35,991                   | 20.8          | 18,505                   | 21.6          | 17,486                   | 20.1          |
| Pulau Pinang    | 24,876                   | 18.4          | 12,669                   | 18.8          | 12,207                   | 18.0          | 24,334                   | 17.8          | 12,664                   | 18.6          | 11,670                   | 17.0          |
| Perak           | 45,468                   | 21.4          | 23,424                   | 21.9          | 22,044                   | 20.8          | 41,408                   | 19.2          | 21,268                   | 19.7          | 20,140                   | 18.8          |
| Selangor        | 87,144                   | 20.5          | 45,064                   | 20.7          | 42,080                   | 20.3          | 85,945                   | 19.9          | 44,535                   | 20.1          | 41,410                   | 19.6          |
| W.P.K.Lumpur    | 28,318                   | 19.7          | 14,561                   | 19.9          | 13,757                   | 19.4          | 26,796                   | 18.3          | 13,869                   | 18.7          | 12,927                   | 18.0          |
| Putrajaya       | 226                      | 16.4          | 112                      | 15.5          | 114                      | 17.4          | 435                      | 30.9          | 208                      | 28.2          | 227                      | 33.9          |
| Negeri Sembilan | 17,764                   | 20.2          | 9,118                    | 20.3          | 8,646                    | 20.1          | 17,261                   | 19.3          | 8,929                    | 19.6          | 8,332                    | 19.1          |
| Melaka          | 14,628                   | 22.2          | 7,613                    | 23.0          | 7,015                    | 21.4          | 13,496                   | 20.2          | 6,873                    | 20.5          | 6,623                    | 19.9          |
| Johor           | 62,475                   | 22.2          | 32,390                   | 22.2          | 30,085                   | 22.1          | 57,918                   | 20.2          | 30,018                   | 20.3          | 27,900                   | 20.2          |
| Pahang          | 28,202                   | 21.4          | 14,504                   | 21.0          | 13,698                   | 21.8          | 26,309                   | 19.6          | 13,682                   | 19.5          | 12,627                   | 19.7          |
| Terengganu      | 25,034                   | 27.1          | 12,867                   | 27.4          | 12,167                   | 26.9          | 22,881                   | 24.3          | 11,816                   | 24.6          | 11,065                   | 24.0          |
| Kelantan        | 39,081                   | 28.1          | 20,146                   | 29.0          | 18,935                   | 27.2          | 36,638                   | 25.7          | 18,873                   | 26.5          | 17,765                   | 24.9          |
| Sabah           | 50,466                   | 19.0          | 26,215                   | 19.1          | 24,251                   | 18.9          | 43,714                   | 16.2          | 22,641                   | 16.3          | 21,073                   | 16.2          |
| W.P.Labuan      | 1,497                    | 19.3          | 791                      | 19.5          | 706                      | 19.2          | 1,398                    | 17.8          | 736                      | 17.8          | 662                      | 17.7          |
| Sarawak         | 48,169                   | 22.8          | 24,960                   | 23.3          | 23,209                   | 22.4          | 43,963                   | 20.4          | 22,934                   | 21.0          | 21,029                   | 19.9          |
| <b>MALAYSIA</b> | <b>515,985</b>           | <b>21.6</b>   | <b>266,521</b>           | <b>21.9</b>   | <b>249,464</b>           | <b>21.2</b>   | <b>482,629</b>           | <b>19.8</b>   | <b>249,626</b>           | <b>20.2</b>   | <b>233,003</b>           | <b>19.5</b>   |

PUNCA : JABATAN PERANGKAPAN MALAYSIA.  
Source : Department of Statistics, Malaysia.

NOTA : \*Setiap 1,000 penduduk.  
Note : \*Per 1,000 population.

**JADUAL 2.11. : KEMATIAN DAN KADAR KASAR KEMATIAN\* MENGIKUT NEGERI DAN JANTINA, MALAYSIA, 2001 & 2002.**  
Table 2.11. : Deaths and Crude Death Rate\* by state and sex, Malaysia, 2001 & 2002.

| NEGERI<br>State | 2001               |               |                    |               |                    |               | 2002               |               |                    |               |                    |               |
|-----------------|--------------------|---------------|--------------------|---------------|--------------------|---------------|--------------------|---------------|--------------------|---------------|--------------------|---------------|
|                 | Jumlah/Total       |               | Lelaki/Male        |               | Perempuan/Female   |               | Jumlah/Total       |               | Lelaki/Male        |               | Perempuan/Female   |               |
|                 | Kematian<br>Deaths | Kadar<br>Rate | Kematian<br>Deaths | Kadar<br>Rate | Kematian<br>Deaths | Kadar<br>Rate | Kematian<br>Deaths | Kadar<br>Rate | Kematian<br>Deaths | Kadar<br>Rate | Kematian<br>Deaths | Kadar<br>Rate |
| Perlis          | 1,337              | 6.3           | 766                | 7.4           | 571                | 5.3           | 1,374              | 6.4           | 732                | 6.9           | 642                | 5.9           |
| Kedah           | 9,199              | 5.4           | 5,213              | 6.2           | 3,986              | 4.7           | 9,881              | 5.7           | 5,593              | 6.5           | 4,288              | 4.9           |
| Pulau Pinang    | 7,061              | 5.2           | 3,897              | 5.8           | 3,164              | 4.7           | 7,524              | 5.5           | 4,153              | 6.1           | 3,371              | 4.9           |
| Perak           | 13,583             | 6.4           | 7,627              | 7.1           | 5,956              | 5.6           | 14,203             | 6.6           | 8,127              | 7.5           | 6,076              | 5.7           |
| Selangor        | 13,317             | 3.1           | 7,812              | 3.6           | 5,505              | 2.6           | 11,633             | 2.7           | 6,825              | 3.1           | 4,808              | 2.3           |
| W.P.Putrajaya   | 6                  | 0.4           | 2                  | 0.3           | 4                  | 0.6           | 16                 | 1.1           | 6                  | 0.8           | 10                 | 1.5           |
| W.P.K.Lumpur    | 6,179              | 4.3           | 3,594              | 4.9           | 2,585              | 3.7           | 5,585              | 3.8           | 3,268              | 4.4           | 2,317              | 3.2           |
| Negeri Sembilan | 4,739              | 5.4           | 2,743              | 6.1           | 1,996              | 4.6           | 4,923              | 5.5           | 2,806              | 6.1           | 2,117              | 4.8           |
| Melaka          | 3,803              | 5.8           | 2,115              | 6.4           | 1,688              | 5.2           | 3,852              | 5.8           | 2,071              | 6.2           | 1,781              | 5.4           |
| Johor           | 12,724             | 4.5           | 7,387              | 5.1           | 5,337              | 3.9           | 13,145             | 4.6           | 7,553              | 5.1           | 5,592              | 4.0           |
| Pahang          | 5,640              | 4.3           | 3,367              | 4.9           | 2,273              | 3.6           | 6,135              | 4.6           | 3,702              | 5.3           | 2,433              | 3.8           |
| Terengganu      | 4,861              | 5.3           | 2,841              | 6.0           | 2,020              | 4.5           | 5,014              | 5.3           | 2,786              | 5.8           | 2,228              | 4.8           |
| Kelantan        | 7,794              | 5.6           | 4,364              | 6.3           | 3,430              | 4.9           | 8,193              | 5.8           | 4,707              | 6.6           | 3,486              | 4.9           |
| Sabah           | 5,350              | 2.0           | 3,225              | 2.4           | 2,125              | 1.7           | 5,605              | 2.1           | 3,387              | 2.4           | 2,218              | 1.7           |
| W.P.Labuan      | 162                | 2.1           | 102                | 2.5           | 60                 | 1.6           | 194                | 2.5           | 124                | 3.0           | 70                 | 1.9           |
| Sarawak         | 8,854              | 4.2           | 5,093              | 4.7           | 3,761              | 3.6           | 8,623              | 4.0           | 4,964              | 4.5           | 3,659              | 3.5           |
| <b>MALAYSIA</b> | <b>104,609</b>     | <b>4.4</b>    | <b>60,148</b>      | <b>4.9</b>    | <b>44,461</b>      | <b>3.8</b>    | <b>105,900</b>     | <b>4.4</b>    | <b>60,804</b>      | <b>4.9</b>    | <b>45,096</b>      | <b>3.8</b>    |

PUNCA : JABATAN PERANGKAPAN MALAYSIA.

Source : Department of Statistics, Malaysia.

NOTA : \*Setiap 1,000 penduduk.

Note : \*Per 1,000 population.

**JADUAL 2.12. : KADAR TIDAK HADIR KERJA DI INDUSTRI-INDUSTRI DISEBABKAN OLEH KESAKITAN ATAU KECEDERAAN, MALAYSIA, 2003.**

Table 2.12. : *Industrial Absenteeism Rate From Work Due to Illness or Injury, Malaysia, 2003.*

|  |           |
|--|-----------|
| 1. ANGGARAN TENAGA BEKERJA * (DALAM RIBU)<br><i>Estimated Work Force* (In Thousands)</i>   | 10,239.6  |
| 2. JUMLAH KEHILANGAN HARI KERJA OLEH PENYAKIT/ KEMALANGAN INDUSTRI<br><i>Total Number of Man Days Lost Due to Illness/Industrial Accidents</i> | 1,112,306 |
| 3. KADAR KEHILANGAN HARI KERJA BAGI TIAP-TIAP 1000 TENAGA BEKERJA<br><i>Rate of Man Days Lost Per 1000 Work Force</i>                          | 108.6     |

PUNCA : PERTUBUHAN KESELAMATAN SOSIAL.  
\* JABATAN PERANGKAAAN MALAYSIA.

Source : *Social Security Organisation.*  
\* *Department of Statistics, Malaysia.*

NOTA : JUMLAH KEHILANGAN HARI KERJA DISEBABKAN OLEH PENYAKIT KHIDMAT/ KEMALANGAN INDUSTRI.  
FAEDAH HILANGUPAYA SEMENTARA DIBAYAR BAGI SEMUA KES DI MANA CUTI SAKIT MELEBIHI 4 HARI.  
*Total Number of man days lost due to Occupational Diseases/Employment Injury.*  
*Temporary Disablement benefit is paid where medical leave exceeds 4 days.*





# 3

PETUNJUK-PETUNJUK MASALAH KESIHATAN TERTENTU  
*Specific Health Problem Indicators*



**JADUAL 3.1. : KADAR KEJADIAN PENYAKIT-PENYAKIT BERJANGKIT BAGI TIAP-TIAP 100 000 PENDUDUK, MALAYSIA, 2003.**  
Table 3.1. : Incidence Rate of Communicable Diseases Per 100 000 Population, Malaysia, 2003.

| NEGERI<br><i>State</i> | PENDUDUK<br>(DALAMRIBU)<br><i>Population<br/>(in thousands)</i> | SINDROM KEKURANGAN DAYA TAHAN<br>MELAWAN (AIDS) |   | HUMAN IMMUNODEFICIENCY VIRUS<br>(HIV) DISEASE |   |
|------------------------|---|---|---|---|---|
|                        |   | BILANGAN KES<br><i>No. of Cases</i>             | KADAR KEJADIAN<br><i>Incidence Rate</i> | BILANGAN KES<br><i>No. of Cases</i>           | KADAR KEJADIAN<br><i>Incidence Rate</i> |
| Perlis                 | 217.90  | 47  | 21.57                                   | 88  | 40.39                                   |
| Kedah                  | 1,778.20  | 90  | 5.06                                    | 582   | 32.73                                   |
| Pinang                 | 1,416.90  | 49  | 3.46                                    | 266   | 18.77                                   |
| Perak                  | 2,194.00  | 97  | 4.42                                    | 439   | 20.01                                   |
| Selangor               | 4,498.10  | 63  | 1.40                                    | 1,155   | 25.68                                   |
| W.P. Kuala Lumpur      | 1,501.80  | 220   | 14.65                                   | 599   | 39.89                                   |
| N.Sembilan             | 913.30  | 57  | 6.24                                    | 265   | 29.02                                   |
| Melaka                 | 687.10  | 43  | 6.26                                    | 269   | 39.15                                   |
| Johor                  | 2,959.40  | 49  | 1.66                                    | 1,020   | 34.47                                   |
| Pahang                 | 1,372.50  | 81  | 5.90                                    | 657   | 47.87                                   |
| Terengganu             | 966.10  | 29  | 3.00                                    | 605   | 62.62                                   |
| Kelantan               | 1,453.00  | 187   | 12.87                                   | 684   | 47.08                                   |
| <b>SEM. MALAYSIA</b>   | <b>19,958.30</b>  | <b>1,012</b>                                    | <b>5.07</b>                             | <b>6,629</b>                                  | <b>33.21</b>                            |
| SABAH                  | 2,875.70  | 15  | 0.52                                    | 52  | 1.81                                    |
| SARAWAK                | 2,214.30  | 49  | 2.21                                    | 75  | 3.39                                    |
| <b>MALAYSIA</b>        | <b>25,048.30</b>  | <b>1,076</b>                                    | <b>4.30</b>                             | <b>6,756</b>                                  | <b>26.97</b>                            |

**JADUAL 3.1. : (SAMBUNGAN)**  
Table 3.1. : (Cont'd)

| NEGERI<br>State      | KOLERA<br><i>Cholera</i>            |   | DEMAMDENGGI<br><i>Dengue Fever</i>  |   | DEMAMDENGGIBERDARAH<br><i>Dengue Haemorrhagic Fever</i> |   |
|----------------------|-------------------------------------|---|-------------------------------------|---|---|---|
|                      | BILANGAN KES<br><i>No. of Cases</i> | KADAR KEJADIAN<br><i>Incidence Rate</i> | BILANGAN KES<br><i>No. of Cases</i> | KADAR KEJADIAN<br><i>Incidence Rate</i> | BILANGAN KES<br><i>No. of Cases</i>                     | KADAR KEJADIAN<br><i>Incidence Rate</i> |
| Perlis               | -                                   | -                                       | 63                                  | 28.91                                   | 2   | 0.92                                    |
| Kedah                | 1                                   | 0.06                                    | 475                                 | 26.71                                   | 3   | 0.17                                    |
| Pinang               | -                                   | -                                       | 422                                 | 29.78                                   | 27  | 1.91                                    |
| Perak                | 7                                   | 0.32                                    | 2,797                               | 127.48                                  | 80  | 3.65                                    |
| Selangor             | -                                   | -                                       | 3,419                               | 76.01                                   | 164   | 3.65                                    |
| W.P. Kuala Lumpur    | 2                                   | 0.13                                    | 1,393                               | 92.76                                   | 66  | 4.39                                    |
| N.Sembilan           | -                                   | -                                       | 1,173                               | 128.44                                  | 87  | 9.53                                    |
| Melaka               | -                                   | -                                       | 405                                 | 58.94                                   | 7   | 1.02                                    |
| Johor                | -                                   | -                                       | 1,641                               | 55.45                                   | 119   | 4.02                                    |
| Pahang               | 1                                   | 0.07                                    | 790                                 | 57.56                                   | 16  | 1.17                                    |
| Terengganu           | -                                   | -                                       | 334                                 | 34.57                                   | 22  | 2.28                                    |
| Kelantan             | 1                                   | 0.07                                    | 1,116                               | 76.81                                   | 69  | 4.75                                    |
| <b>SEM. MALAYSIA</b> | <b>12</b>                           | <b>0.06</b>                             | <b>14,028</b>                       | <b>70.29</b>                            | <b>662</b>  | <b>3.32</b>                             |
| SABAH                | 104                                 | 3.62                                    | 431                                 | 14.99                                   | 11  | 0.38                                    |
| SARAWAK              | 19                                  | 0.86                                    | 302                                 | 13.64                                   | 8   | 0.36                                    |
| <b>MALAYSIA</b>      | <b>135</b>                          | <b>0.54</b>                             | <b>14,761</b>                       | <b>58.93</b>                            | <b>681</b>  | <b>2.72</b>                             |

**JADUAL 3.1. : (SAMBUNGAN)**  
Table 3.1. : (Cont'd)

| NEGERI<br>State      | DIPTERIA<br><i>Diphtheria</i>       |   | DISENTERI (SEMUA JENIS)<br><i>Dysentery (All Types)</i> |   | KERACUNAN MAKANAN<br><i>Food Poisoning</i> |   |
|----------------------|-------------------------------------|---|---|---|--|---|
|                      | BILANGAN KES<br><i>No. of Cases</i> | KADAR KEJADIAN<br><i>Incidence Rate</i> | BILANGAN KES<br><i>No. of Cases</i>                     | KADAR KEJADIAN<br><i>Incidence Rate</i> | BILANGAN KES<br><i>No. of Cases</i>        | KADAR KEJADIAN<br><i>Incidence Rate</i> |
| Perlis               | -                                   | -                                       | 1   | 0.46                                    | 49   | 22.49                                   |
| Kedah                | 4                                   | 0.22                                    | 20  | 1.12                                    | 605  | 34.02                                   |
| Pinang               | -                                   | -                                       | 19  | 1.34                                    | 415  | 29.29                                   |
| Perak                | -                                   | -                                       | 25  | 1.14                                    | 812  | 37.01                                   |
| Selangor             | 2                                   | 0.04                                    | 15  | 0.33                                    | 555  | 12.34                                   |
| W.P. Kuala Lumpur    | 1                                   | 0.07                                    | 14  | 0.93                                    | 175  | 11.65                                   |
| N.Sembilan           | -                                   | -                                       | 1   | 0.11                                    | 138  | 15.11                                   |
| Melaka               | -                                   | -                                       | -   | -                                       | 454  | 66.07                                   |
| Johor                | 3                                   | 0.10                                    | 5   | 0.17                                    | 427  | 14.43                                   |
| Pahang               | -                                   | -                                       | 2   | 0.15                                    | 1,095                                      | 79.78                                   |
| Terengganu           | -                                   | -                                       | 12  | 1.24                                    | 353  | 36.54                                   |
| Kelantan             | 1                                   | 0.07                                    | 37  | 2.55                                    | 778  | 53.54                                   |
| <b>SEM. MALAYSIA</b> | <b>11</b>                           | <b>0.06</b>                             | <b>151</b>  | <b>0.76</b>                             | <b>5,856</b>                               | <b>29.34</b>                            |
| SABAH                | -                                   | -                                       | 67  | 2.33                                    | 382  | 13.28                                   |
| SARAWAK              | -                                   | -                                       | 92  | 4.15                                    | 386  | 17.43                                   |
| <b>MALAYSIA</b>      | <b>11</b>                           | <b>0.04</b>                             | <b>310</b>  | <b>1.24</b>                             | <b>6,624</b>                               | <b>26.44</b>                            |

**JADUAL 3.1. : (SAMBUNGAN)**  
Table 3.1. : (Cont'd)

| NEGERI<br>State      | JANGKITAN GONOKOKAL<br><i>Gonococcal Infections</i> |   | KUSTA<br><i>Leprosy</i>             |   | MALARIA<br><i>Malaria</i>           |   |
|----------------------|---|---|-------------------------------------|---|-------------------------------------|---|
|                      | BILANGAN KES<br><i>No. of Cases</i>                 | KADAR KEJADIAN<br><i>Incidence Rate</i> | BILANGAN KES<br><i>No. of Cases</i> | KADAR KEJADIAN<br><i>Incidence Rate</i> | BILANGAN KES<br><i>No. of Cases</i> | KADAR KEJADIAN<br><i>Incidence Rate</i> |
| Perlis               | 1   | 0.46                                    | 4                                   | 1.84                                    | 1                                   | 0.46                                    |
| Kedah                | 9   | 0.51                                    | 5                                   | 0.28                                    | 92                                  | 5.17                                    |
| Pinang               | 28  | 1.98                                    | 8                                   | 0.56                                    | 106                                 | 7.48                                    |
| Perak                | 4   | 0.18                                    | 26                                  | 1.19                                    | 276                                 | 12.58                                   |
| Selangor             | 43  | 0.96                                    | 20                                  | 0.44                                    | 119                                 | 2.65                                    |
| W.P. Kuala Lumpur    | 40  | 2.66                                    | 25                                  | 1.66                                    | 20                                  | 1.33                                    |
| N.Sembilan           | 1   | 0.11                                    | 2                                   | 0.22                                    | 45                                  | 4.93                                    |
| Melaka               | 10  | 1.46                                    | 1                                   | 0.15                                    | 7                                   | 1.02                                    |
| Johor                | 26  | 0.88                                    | 9                                   | 0.30                                    | 284                                 | 9.60                                    |
| Pahang               | 14  | 1.02                                    | 14                                  | 1.02                                    | 850                                 | 61.93                                   |
| Terengganu           | -   | -                                       | 10                                  | 1.04                                    | 47                                  | 4.86                                    |
| Kelantan             | 13  | 0.89                                    | 17                                  | 1.17                                    | 99                                  | 6.81                                    |
| <b>SEM. MALAYSIA</b> | <b>189</b>  | <b>0.95</b>                             | <b>141</b>                          | <b>0.71</b>                             | <b>1,946</b>                        | <b>9.75</b>                             |
| SABAH                | 90  | 3.13                                    | 58                                  | 2.02                                    | 1,770                               | 61.55                                   |
| SARAWAK              | 545   | 24.61                                   | 20                                  | 0.90                                    | 2,615                               | 118.10                                  |
| <b>MALAYSIA</b>      | <b>824</b>  | <b>3.29</b>                             | <b>219</b>                          | <b>0.87</b>                             | <b>6,331</b>                        | <b>25.28</b>                            |

**JADUAL 3.1. : (SAMBUNGAN)**  
Table 3.1. : (Cont'd)

| NEGERI<br>State      | CAMPAK<br>Measles            |                                  | PLAGUE<br>Plague             |                                  | POLIOMELITIS (AKUT)<br>Poliomyelitis (Acute) |                                  |
|----------------------|------------------------------|----------------------------------|------------------------------|----------------------------------|--|----------------------------------|
|                      | BILANGAN KES<br>No. of Cases | KADAR KEJADIAN<br>Incidence Rate | BILANGAN KES<br>No. of Cases | KADAR KEJADIAN<br>Incidence Rate | BILANGAN KES<br>No. of Cases                 | KADAR KEJADIAN<br>Incidence Rate |
| Perlis               | 8                            | 3.67                             | NO CASES                     | NO CASES                         | NO CASES                                     | NO CASES                         |
| Kedah                | 14                           | 0.79                             |                              |                                  |  |                                  |
| Pinang               | 29                           | 2.05                             |                              |                                  |  |                                  |
| Perak                | 28                           | 1.28                             |                              |                                  |  |                                  |
| Selangor             | 78                           | 1.73                             |                              |                                  |  |                                  |
| W.P. Kuala Lumpur    | 117                          | 7.79                             |                              |                                  |  |                                  |
| N.Sembilan           | 2                            | 0.22                             |                              |                                  |  |                                  |
| Melaka               | 22                           | 3.20                             |                              |                                  |  |                                  |
| Johor                | 53                           | 1.79                             |                              |                                  |  |                                  |
| Pahang               | 41                           | 2.99                             |                              |                                  |  |                                  |
| Terengganu           | 24                           | 2.48                             |                              |                                  |  |                                  |
| Kelantan             | 35                           | 2.41                             |                              |                                  |  |                                  |
| <b>SEM. MALAYSIA</b> | <b>451</b>                   | <b>2.26</b>                      |                              |                                  |  |                                  |
| SABAH                | 146                          | 5.08                             |                              |                                  |  |                                  |
| SARAWAK              | 113                          | 5.10                             |                              |                                  |  |                                  |
| <b>MALAYSIA</b>      | <b>710</b>                   | <b>2.83</b>                      |                              |                                  |  |                                  |

**JADUAL 3.1. : (SAMBUNGAN)**  
Table 3.1. : (Cont'd)

| NEGERI<br>State      | RABIES<br><i>Rabies</i>             |   | DEMAM BERULANG<br><i>Relapsing Fever</i> |   | SIFILIS (SEMUA JENIS)<br><i>Syphilis (All Types)</i> |   |
|----------------------|-------------------------------------|---|--|---|--|---|
|                      | BILANGAN KES<br><i>No. of Cases</i> | KADAR KEJADIAN<br><i>Incidence Rate</i> | BILANGAN KES<br><i>No. of Cases</i>      | KADAR KEJADIAN<br><i>Incidence Rate</i> | BILANGAN KES<br><i>No. of Cases</i>                  | KADAR KEJADIAN<br><i>Incidence Rate</i> |
| Perlis               |                                     |   |  |   | 4  | 1.84                                    |
| Kedah                |                                     |   |  |   | 9  | 0.51                                    |
| Pulau Pinang         |                                     |   |  |   | 52   | 3.67                                    |
| Perak                |                                     |   |  |   | 31   | 1.41                                    |
| Selangor             |                                     |   |  |   | 73   | 1.62                                    |
| W.P. Kuala Lumpur    |                                     |   |  |   | 165  | 10.99                                   |
| Negeri Sembilan      |                                     |   |  |   | 5  | 0.55                                    |
| Melaka               |                                     |   |  |   | 54   | 7.86                                    |
| Johor                |                                     |   |  |   | 57   | 1.93                                    |
| Pahang               |                                     |   |  |   | 28   | 2.04                                    |
| Terengganu           |                                     |   |  |   | 4  | 0.41                                    |
| Kelantan             |                                     |   |  |   | 18   | 1.24                                    |
| <b>SEM. MALAYSIA</b> |                                     |   |  |   | <b>500</b>   | <b>2.51</b>                             |
| SABAH                |                                     |   |  |   | 191  | 6.64                                    |
| SARAWAK              |                                     |   |  |   | 378  | 17.07                                   |
| <b>MALAYSIA</b>      |                                     |   |  |   | <b>1,069</b>   | <b>4.27</b>                             |

**JADUAL 3.1. : (SAMBUNGAN)**  
*Table 3.1. : (Cont'd)*

| NEGERI<br><i>State</i> | TETANUS NEONATORUM<br><i>Tetanus Neonatorum</i> |   | TETANUS (DEWASA)<br><i>Tetanus (Adults)</i> |   | TIBI (SEMUA JENIS)<br><i>Tuberculosis (All Types)</i> |   |
|------------------------|---|---|---|---|---|---|
|                        | BILANGAN KES<br><i>No. of Cases</i>             | KADAR KEJADIAN<br><i>Incidence Rate</i> | BILANGAN KES<br><i>No. of Cases</i>         | KADAR KEJADIAN<br><i>Incidence Rate</i> | BILANGAN KES<br><i>No. of Cases</i>                   | KADAR KEJADIAN<br><i>Incidence Rate</i> |
| Perlis                 | -   | -                                       | 1   | 0.46                                    | 99  | 45.43                                   |
| Kedah                  | -   | -                                       | 2   | 0.11                                    | 830   | 46.68                                   |
| Pinang                 | -   | -                                       | -   | -                                       | 678   | 47.85                                   |
| Perak                  | 1   | 0.05                                    | 2   | 0.09                                    | 994   | 45.31                                   |
| Selangor               | 3   | 0.07                                    | -   | -                                       | 1,721   | 38.26                                   |
| W.P. Kuala Lumpur      | 1   | 0.07                                    | 3   | 0.20                                    | 1,654   | 110.13                                  |
| N.Sembilan             | -   | -                                       | -   | -                                       | 496   | 54.31                                   |
| Melaka                 | -   | -                                       | -   | -                                       | 344   | 50.07                                   |
| Johor                  | -   | -                                       | -   | -                                       | 1,422   | 48.05                                   |
| Pahang                 | -   | -                                       | 1   | 0.07                                    | 642   | 46.78                                   |
| Terengganu             | -   | -                                       | -   | -                                       | 531   | 54.96                                   |
| Kelantan               | -   | -                                       | -   | -                                       | 1,037   | 71.37                                   |
| <b>SEM. MALAYSIA</b>   | <b>5</b>  | <b>0.03</b>                             | <b>9</b>                                    | <b>0.05</b>                             | <b>10,448</b>   | <b>52.35</b>                            |
| SABAH                  | -   | -                                       | 2   | 0.07                                    | 3,670   | 127.62                                  |
| SARAWAK                | -   | -                                       | -   | -                                       | 1,735   | 78.35                                   |
| <b>MALAYSIA</b>        | <b>5</b>  | <b>0.02</b>                             | <b>11</b>                                   | <b>0.04</b>                             | <b>15,853</b>   | <b>63.29</b>                            |



**JADUAL 3.1. : (SAMBUNGAN)**  
Table 3.1. : (Cont'd)

| NEGERI<br>State      | TIFOID & PARATIFOID<br><i>Typhoid &amp; Paratyphoid</i> |   | TIFUS<br><i>Typhus</i>              |   | VIRAL ENSIFILITIS<br><i>Viral Encephalitis</i> |   |
|----------------------|---|---|-------------------------------------|---|--|---|
|                      | BILANGAN KES<br><i>No. of Cases</i>                     | KADAR KEJADIAN<br><i>Incidence Rate</i> | BILANGAN KES<br><i>No. of Cases</i> | KADAR KEJADIAN<br><i>Incidence Rate</i> | BILANGAN KES<br><i>No. of Cases</i>            | KADAR KEJADIAN<br><i>Incidence Rate</i> |
| Perlis               | 1   | 0.46                                    | -                                   | -                                       | -  | -                                       |
| Kedah                | 32  | 1.80                                    | -                                   | -                                       | 10   | 0.56                                    |
| Pinang               | 3   | 0.21                                    | 1                                   | 0.07                                    | 13   | 0.92                                    |
| Perak                | 29  | 1.32                                    | 5                                   | 0.23                                    | 6  | 0.27                                    |
| Selangor             | 28  | 0.62                                    | -                                   | -                                       | 5  | 0.11                                    |
| W.P. Kuala Lumpur    | 10  | 0.67                                    | 5                                   | 0.33                                    | 3  | 0.20                                    |
| N.Sembilan           | 4   | 0.44                                    | -                                   | -                                       | 5  | 0.55                                    |
| Melaka               | 2   | 0.29                                    | -                                   | -                                       | 1  | 0.15                                    |
| Johor                | 20  | 0.68                                    | 6                                   | 0.20                                    | -  | -                                       |
| Pahang               | 20  | 1.46                                    | 9                                   | 0.66                                    | -  | -                                       |
| Terengganu           | 70  | 7.25                                    | 1                                   | 0.10                                    | 5  | 0.52                                    |
| Kelantan             | 361   | 24.85                                   | 1                                   | 0.07                                    | 1  | 0.07                                    |
| <b>SEM. MALAYSIA</b> | <b>580</b>  | <b>2.91</b>                             | <b>28</b>                           | <b>0.14</b>                             | <b>49</b>                                      | <b>0.25</b>                             |
| SABAH                | 181   | 6.29                                    | -                                   | -                                       | 4  | 0.14                                    |
| SARAWAK              | 24  | 1.08                                    | 2                                   | 0.09                                    | 18   | 0.81                                    |
| <b>MALAYSIA</b>      | <b>785</b>  | <b>3.13</b>                             | <b>30</b>                           | <b>0.12</b>                             | <b>71</b>                                      | <b>0.28</b>                             |

**JADUAL 3.1. : (SAMBUNGAN)**  
**Table 3.1. : (Cont'd)**

| NEGERI<br>State      | BATUK KOKOL<br>Whooping Cough |                                  | DEMAMKUNING<br>Yellow Fever  |                                  | KANKEROID<br>Chancroid       |                                  |
|----------------------|-------------------------------|----------------------------------|------------------------------|----------------------------------|------------------------------|----------------------------------|
|                      | BILANGAN KES<br>No. of Cases  | KADAR KEJADIAN<br>Incidence Rate | BILANGAN KES<br>No. of Cases | KADAR KEJADIAN<br>Incidence Rate | BILANGAN KES<br>No. of Cases | KADAR KEJADIAN<br>Incidence Rate |
| Perlis               | -                             | -                                | NO CASES                     |                                  | -                            | -                                |
| Kedah                | 4                             | 0.22                             |                              |                                  | -                            | -                                |
| Pinang               | 1                             | 0.07                             |                              |                                  | -                            | -                                |
| Perak                | 1                             | 0.05                             |                              |                                  | -                            | -                                |
| Selangor             | 7                             | 0.16                             |                              |                                  | -                            | -                                |
| W.P. Kuala Lumpur    | 9                             | 0.60                             |                              |                                  | -                            | -                                |
| N.Sembilan           | -                             | -                                |                              |                                  | -                            | -                                |
| Melaka               | -                             | -                                |                              |                                  | -                            | -                                |
| Johor                | -                             | -                                |                              |                                  | -                            | -                                |
| Pahang               | 2                             | 0.15                             |                              |                                  | -                            | -                                |
| Terengganu           | -                             | -                                |                              |                                  | -                            | -                                |
| Kelantan             | 2                             | 0.14                             |                              |                                  | 1                            | 0.07                             |
| <b>SEM. MALAYSIA</b> | <b>26</b>                     | <b>0.13</b>                      |                              |                                  | <b>1</b>                     | <b>0.01</b>                      |
| SABAH                | -                             | -                                |                              |                                  | -                            | -                                |
| SARAWAK              | 1                             | 0.05                             |                              |                                  | -                            | -                                |
| <b>MALAYSIA</b>      | <b>27</b>                     | <b>0.11</b>                      | <b>1</b>                     | <b>0.00</b>                      |                              |                                  |

**JADUAL 3.1. : (SAMBUNGAN)**  
Table 3.1. : (Cont'd)

| NEGERI<br>State      | OTHER VENERAL<br>DISEASES           |   | HAND, FOOT AND MOUTH<br>DISEASES    |   | EBOLA                               |   |
|----------------------|-------------------------------------|---|-------------------------------------|---|-------------------------------------|---|
|                      | BILANGAN KES<br><i>No. of Cases</i> | KADAR KEJADIAN<br><i>Incidence Rate</i> | BILANGAN KES<br><i>No. of Cases</i> | KADAR KEJADIAN<br><i>Incidence Rate</i> | BILANGAN KES<br><i>No. of Cases</i> | KADAR KEJADIAN<br><i>Incidence Rate</i> |
| Perlis               |                                     |   | 35                                  | 16.06                                   |                                     |   |
| Kedah                |                                     |   | 23                                  | 1.29                                    |                                     |   |
| Pinang               |                                     |   | 436                                 | 30.77                                   |                                     |   |
| Perak                |                                     |   | 114                                 | 5.20                                    |                                     |   |
| Selangor             |                                     |   | 173                                 | 3.85                                    |                                     |   |
| W.P. Kuala Lumpur    |                                     |   | 42                                  | 2.80                                    |                                     |   |
| N.Sembilan           |                                     |   | 6                                   | 0.66                                    |                                     |   |
| Melaka               |                                     |   | 59                                  | 8.59                                    |                                     |   |
| Johor                |                                     |   | 131                                 | 4.43                                    |                                     |   |
| Pahang               |                                     |   | 33                                  | 2.40                                    |                                     |   |
| Terengganu           |                                     |   | 21                                  | 2.17                                    |                                     |   |
| Kelantan             |                                     |   | 6                                   | 0.41                                    |                                     |   |
| <b>SEM. MALAYSIA</b> |                                     |   | <b>1,079</b>                        | <b>5.41</b>                             |                                     |   |
| SABAH                |                                     |   | 2                                   | 0.07                                    |                                     |   |
| SARAWAK              |                                     |   | 1,790                               | 80.84                                   |                                     |   |
| <b>MALAYSIA</b>      |                                     |   | <b>2,871</b>                        | <b>11.46</b>                            |                                     |   |

**JADUAL 3.1. : (SAMBUNGAN)**  
Table 3.1. : (Cont'd)

| NEGERI<br>State      | VIRAL HEPATIES              |              |             |           |              | VIRAL HEPATIES                  |              |             |             |              |
|----------------------|-----------------------------|--------------|-------------|-----------|--------------|---------------------------------|--------------|-------------|-------------|--------------|
|                      | BILANGAN KES / No. of Cases |              |             |           |              | KADAR KEJADIAN / Incidence Rate |              |             |             |              |
|                      | Hepatitis A                 | Hepatitis B  | Hepatitis C | Lain-lain | Jumlah       | Hepatitis A                     | Hepatitis B  | Hepatitis C | Lain-lain   | Jumlah       |
| Perlis               | -                           | 4            | -           | -         | 4            | -                               | 1.84         | -           | -           | 1.84         |
| Kedah                | 11                          | 32           | 9           | -         | 52           | 0.62                            | 1.80         | 0.51        | -           | 2.92         |
| Pinang               | 2                           | 78           | 8           | 1         | 89           | 0.14                            | 5.50         | 0.56        | 0.07        | 6.28         |
| Perak                | 16                          | 287          | 33          | -         | 336          | 0.73                            | 13.08        | 1.50        | -           | 15.31        |
| Selangor             | 22                          | 151          | 8           | 2         | 183          | 0.49                            | 3.36         | 0.18        | 0.04        | 4.07         |
| W.P. Kuala Lumpur    | 15                          | 478          | 81          | -         | 574          | 1.00                            | 31.83        | 5.39        | -           | 38.22        |
| N.Sembilan           | 2                           | 7            | 4           | 1         | 14           | 0.22                            | 0.77         | 0.44        | 0.11        | 1.53         |
| Melaka               | 1                           | 81           | 19          | -         | 101          | 0.15                            | 11.79        | 2.77        | -           | 14.70        |
| Johor                | -                           | 305          | 150         | 1         | 456          | -                               | 10.31        | 5.07        | 0.03        | 15.41        |
| Pahang               | 2                           | 225          | 121         | 3         | 351          | 0.15                            | 16.39        | 8.82        | 0.22        | 25.57        |
| Terengganu           | 15                          | 114          | 17          | 47        | 193          | 1.55                            | 11.80        | 1.76        | 4.86        | 19.98        |
| Kelantan             | 75                          | 42           | 20          | 2         | 139          | 5.16                            | 2.89         | 1.38        | 0.14        | 9.57         |
| <b>SEM. MALAYSIA</b> | <b>161</b>                  | <b>1,804</b> | <b>470</b>  | <b>57</b> | <b>2,492</b> | <b>0.81</b>                     | <b>9.04</b>  | <b>2.35</b> | <b>0.29</b> | <b>12.49</b> |
| SABAH                | 56                          | 892          | 41          | 34        | 1,023        | 1.95                            | 31.02        | 1.43        | 1.18        | 35.57        |
| SARAWAK              | 5                           | 71           | 9           | 8         | 93           | 0.23                            | 3.21         | 0.41        | 0.36        | 4.20         |
| <b>MALAYSIA</b>      | <b>222</b>                  | <b>2,767</b> | <b>520</b>  | <b>99</b> | <b>3,608</b> | <b>0.89</b>                     | <b>11.05</b> | <b>2.08</b> | <b>0.40</b> | <b>14.40</b> |

PUNCA : KEMENTERIAN KESIHATAN MALAYSIA :- UNIT SISTEM MAKLUMAT DAN DOKUMENTASI.  
Source : Ministry of Health Malaysia :- Information and Documentation System Unit.

**JADUAL 3.2. : KADAR DISCAJ PENYAKIT-PENYAKIT SISTEM "CIRCULATORY" BAGI TIAP-TIAP 100 000 PENDUDUK, MALAYSIA, 2003.**  
Table 3.2. : Discharge Rate of Diseases of Circulatory System Per 100 000 Population, Malaysia, 2003.

| PENYAKIT-PENYAKIT SISTEM "CIRCULATORY"<br><i>Diseases of Circulatory System</i> | BIL. DISCAJ<br>DI HOSPITAL KERAJAAN<br><i>No. of Discharges<br/>in Government Hospital</i> | KADAR<br>DISCAJ<br><i>Discharge Rate</i> |
|---|--|--|
| Ischaemic Heart Disease (I 20- I 25)  | 37,284   | 148.85                                   |
| Acute And Subacute Endocarditis (I 33)  | 310  | 1.24                                     |
| Heart Failure (I 50)  | 10,784   | 43.05                                    |
| Hypertension With Heart Disease (I 11, I 13)                                    | 2,772  | 11.07                                    |
| Hypertension Without Mention of Heart Disease (I 10, I 12, I 15)                | 33,652   | 134.35                                   |
| Aortic Aneurysm and Other Aneurysm (I 71, I 72)                                 | 830  | 3.31                                     |
| Other Diseases of Arteries, Arterioles and Capillaries (I 73, I 77-I 79)        | 408  | 1.63                                     |
| Stroke not specified as hemorrhage or infarction (I 64)                         | 11,098   | 44.31                                    |
| Phlebitis and Thrombophlebitis (I 80)   | 477  | 1.90                                     |
| Pulmonary Embolism (I 26)   | 344  | 1.37                                     |

PUNCA : KEMENTERIAN KESIHATAN MALAYSIA.  
Source : Ministry of Health Malaysia.

( ) ICD – 10 classification.

**JADUAL 3.3. : KADAR DISCAJ PENYAKIT KANSER BAGI TIAP-TIAP 100 000 PENDUDUK MALAYSIA, 2003.**  
Table 3.3. : Discharge Rate of Malignant Neoplasm (Cancer) Per 100 000 Population, Malaysia, 2003.

| NEOPLASM  | BIL. DISCAJ<br>DI HOSPITAL KERAJAAN<br><i>No. of Discharges<br/>in Government Hospital</i> | KADAR<br>DISCAJ<br><i>Discharge Rate</i> |
|---|--|--|
| KANSER TRAKEA, BRONKUS DAN PARU-PARU<br><i>Malignant Neoplasm of Trachea, Bronchus and Lungs (C 33- C 34)</i> | 5,097  | 20.35                                    |
| KANSER SERVIKS UTERI<br><i>Neoplasm of Cervix Uteri (C 53)</i>  | 2,829  | 11.29                                    |
| KANSER BUAHDADA<br><i>Malignant Neoplasm of Breast (C 50)</i>   | 6,029  | 24.07                                    |
| LEUKIMIA<br><i>Leukaemia (C 91- C 95)</i>   | 6,012  | 24.00                                    |
| KANSER PERUT<br><i>Malignant Neoplasm of Stomach (C 16)</i>   | 1,250  | 4.99                                     |

PUNCA : KEMENTERIAN KESIHATAN MALAYSIA.  
Source : Ministry of Health Malaysia.

( ) ICD – 10 classification.

**JADUAL 3.4. : KADAR DISCAJ KEKURANGAN PEMAKANAN SPESIFIK BAGI TIAP-TIAP 100 000 PENDUDUK, MALAYSIA, 2003.**  
Table 3.4. : *Discharge Rate of Specific Nutritional Deficiency Per 100 000 Population, Malaysia, 2003.*

| KEKURANGAN PEMAKANAN<br><i>Nutritional Deficiencies</i> | BIL. DISCAJ<br>DI HOSPITAL KERAJAAN<br><i>No. of Discharges<br/>in Government Hospital</i> | KADAR<br>DISCAJ<br><i>Discharge Rate</i> |
|---|--|--|
| KWASHIORKOR (E 40)                                      | 16   | 0.06                                     |
| <i>Other malnutrition conditions (E 41, E 46)</i>       | 103  | 0.41                                     |

PUNCA : KEMENTERIAN KESIHATAN MALAYSIA.  
Source : *Ministry of Health Malaysia.*

( ) ICD – 10 classification.

**JADUAL 3.5. : KADAR KEJADIAN KEMALANGAN KERETA BERMOTOR, MALAYSIA, 2003.**

Table 3.5. : Incidence Rate of Motor Vehicle Accidents, Malaysia, 2003.

| KAWASAN<br><i>Region</i>   | SEMENANJUNG MALAYSIA<br><i>Peninsular Malaysia</i> | SABAH     | SARAWAK   | MALAYSIA   |
|--|--|-----------|-----------|------------|
| 1. BILANGAN KECEDEeraan YANG<br>DISEBABKAN OLEH KEMALANGAN<br>KENDERAAN BERMOTOR<br><i>No. of Casualties Due to Motor Vehicle Accidents</i>                  | 48,959   | 1,757     | 2,025     | 52,741     |
| 2. BILANGAN KEMALANGAN KENDERAAN<br>BERMOTOR<br><i>No. of Motor Vehicle Accidents</i>  | 275,099  | 11,071    | 12,483    | 298,653    |
| 3. ANGGARAN PENDUDUK<br><i>Estimated Population</i>  | 19,958,300   | 2,875,700 | 2,214,300 | 25,048,300 |
| 4. KADAR KEJADIAN KEMALANGAN KERETA<br>BERMOTOR BAGI TIAP-TIAP 10 000 PENDUDUK<br><i>Incidence Rate of Motor Vehicle Accidents<br/>per 10 000 population</i> | 137.84   | 38.50     | 56.37     | 119.23     |

PUNCA : POLIS DIRAJA MALAYSIA.

Source : Royal Malaysian Police.



**JADUAL 3.6. : KADAR KEJADIAN KEMALANGAN PERUSAHAAN, MALAYSIA, 2003.**

Table 3.6. : *Incidence Rate of Industrial Accidents Malaysia, 2003.*

|    |   |          |
|----|---|----------|
| 1. | BILANGAN KECEDEeraan YANG DISEBABKAN OLEH KEMALANGAN INDUSTRI<br><i>No. of Casualties Due to Industrial Accidents</i>   | 73, 858  |
| 2. | ANGGARAN TENAGA BEKERJA * (dalam Ribu)<br><i>Estimated Workforce* (in Thousands)</i>  | 10,239.9 |
| 3. | KADAR KEJADIAN KEMALANGAN PERUSAHAAN BAGI TIAP-TIAP 100 000 TENAGA BEKERJA<br>PENDUDUK<br><i>Incidence Rate of Industrial Accidents per 100 000 Workforce</i> | 721.3    |

PUNCA : PERTUBUHAN KESELAMATAN SOSIAL.  
\* JABATAN PERANGKAAAN MALAYSIA.

Source : *Social Security Organisation.*  
\* *Department of Statistics, Malaysia.*

**JADUAL 3.7. : KADAR DISCAJ PENYAKIT-PENYAKIT METABOLIK DAN KECACATAN FUNGSI ENDOKRIN SPESIFIK BAGI TIAP-TIAP 100 000 PENDUDUK, MALAYSIA, 2003.**

Table 3.7. : Discharge Rate of Specific Metabolic Diseases and Endocrine Disorders Per 100 000 Population, Malaysia, 2003.

| PENYAKIT METABOLIK DAN KECACATAN FUNGSI ENDOKRIN<br><i>Metabolic Diseases and Endocrine Disorders</i> | BIL. DISCAJ<br>DI HOSPITAL KERAJAAN<br><i>No. of Discharges<br/>in Government Hospital</i> | KADAR<br>DISCAJ<br><i>Discharge Rate</i> |
|---|--|--|
| Iodine deficiency - related thyroid disorders and Thyrotoxicosis<br>E 00- E 02, E 05)                 | 1,488  | 5.94                                     |
| KENCING MANIS<br>Diabetes Mellitus (E 10- E14)  | 35,460   | 141.57                                   |

PUNCA : KEMENTERIAN KESIHATAN MALAYSIA.

Source : *Ministry of Health Malaysia.*

( ) ICD – 10 classification.

**JADUAL 3.8. : KADAR KEMATIAN PENYAKIT-PENYAKIT BERJANGKIT BAGI TIAP-TIAP 100 000 PENDUDUK, MALAYSIA, 2003.**  
Table 3.8. : Mortality Rate of Communicable Diseases Per 100 000 Population, Malaysia, 2003.

| NEGERI<br><i>State</i> | PENDUDUK<br>(DALAM RIBU)<br><i>Population<br/>(in thousands)</i> | SINDROM KEKURANGAN DAYATAHAN<br>MELAWAN (AIDS) |   | HUMAN IMMUNODEFICIENCY VIRUS<br>(HIV) DISEASE |   |
|------------------------|--|--|---|---|---|
|                        |  | BILANGAN KEMATIAN<br><i>No. of Deaths</i>      | KADAR KEMATIAN<br><i>Mortality Rate</i> | BILANGAN KEMATIAN<br><i>No. of Deaths</i>     | KADAR KEMATIAN<br><i>Mortality Rate</i> |
| Perlis                 | 217.90   | 29   | 13.31                                   | NO DEATHS                                     |   |
| Kedah                  | 1,778.20   | 32   | 1.80                                    |   |   |
| Pinang                 | 1,416.90   | 18   | 1.27                                    |   |   |
| Perak                  | 2,194.00   | 93   | 4.24                                    |   |   |
| Selangor               | 4,498.10   | 20   | 0.44                                    |   |   |
| W.P. Kuala Lumpur      | 1,501.80   | 89   | 5.93                                    |   |   |
| N.Sembilan             | 913.30   | 41   | 4.49                                    |   |   |
| Melaka                 | 687.10   | 39   | 5.68                                    |   |   |
| Johor                  | 2,959.40   | 37   | 1.25                                    |   |   |
| Pahang                 | 1,372.50   | 93   | 6.78                                    |   |   |
| Terengganu             | 966.10   | 115  | 11.90                                   |   |   |
| Kelantan               | 1,453.00   | 74   | 5.09                                    |   |   |
| <b>SEM. MALAYSIA</b>   | <b>19,958.30</b>   | <b>680</b>                                     | <b>3.41</b>                             |   |   |
| SABAH                  | 2,875.70   | 7  | 0.24                                    |   |   |
| SARAWAK                | 2,214.30   | 13   | 0.59                                    |   |   |
| <b>MALAYSIA</b>        | <b>25,048.30</b>   | <b>700</b>                                     | <b>2.79</b>                             |   |   |

**JADUAL 3.8. : (SAMBUNGAN)**  
**Table 3.8. : (Cont'd)**

| NEGERI<br>State      | KOLERA<br>Cholera                 |                                 | DEMAMDENGGI<br>Dengue Fever       |                                 | DEMAMDENGGIBERDARAH<br>Dengue Haemorrhagic Fever |                                 |           |             |
|----------------------|-----------------------------------|---------------------------------|-----------------------------------|---------------------------------|--|---------------------------------|-----------|-------------|
|                      | BILANGANKEMATIAN<br>No. of Deaths | KADARKEMATIAN<br>Mortality Rate | BILANGANKEMATIAN<br>No. of Deaths | KADARKEMATIAN<br>Mortality Rate | BILANGANKEMATIAN<br>No. of Deaths                | KADARKEMATIAN<br>Mortality Rate |           |             |
| Perlis               | NO DEATHS                         | NO DEATHS                       | -                                 | -                               | -  | -                               |           |             |
| Kedah                |                                   |                                 | -                                 | -                               | -  | -                               |           |             |
| Pinang               |                                   |                                 | -                                 | -                               | 2  | 0.14                            |           |             |
| Perak                |                                   |                                 | -                                 | -                               | 6  | 0.27                            |           |             |
| Selangor             |                                   |                                 | -                                 | -                               | 21   | 0.47                            |           |             |
| W.P. Kuala Lumpur    |                                   |                                 | -                                 | -                               | 8  | 0.53                            |           |             |
| N.Sembilan           |                                   |                                 | 1                                 | 0.11                            | 3  | 0.33                            |           |             |
| Melaka               |                                   |                                 | 1                                 | 0.15                            | 2  | 0.29                            |           |             |
| Johor                |                                   |                                 | -                                 | -                               | 11   | 0.37                            |           |             |
| Pahang               |                                   |                                 | -                                 | -                               | 4  | 0.29                            |           |             |
| Terengganu           |                                   |                                 | -                                 | -                               | 2  | 0.21                            |           |             |
| Kelantan             |                                   |                                 | -                                 | -                               | 7  | 0.48                            |           |             |
| <b>SEM. MALAYSIA</b> |                                   |                                 |                                   |                                 | <b>2</b>   | <b>0.01</b>                     | <b>66</b> | <b>0.33</b> |
| SABAH                |                                   |                                 |                                   |                                 | -  | -                               | 2         | 0.07        |
| SARAWAK              |                                   |                                 | 2                                 | 0.09                            | -  | -                               |           |             |
| <b>MALAYSIA</b>      |                                   |                                 | <b>4</b>                          | <b>0.02</b>                     | <b>68</b>  | <b>0.27</b>                     |           |             |

**JADUAL 3.8. : (SAMBUNGAN)**  
Table 3.8. : (Cont'd)

| NEGERI<br>State   | DIPTERIA<br><i>Diphtheria</i>             |   | DISENTERI (SEMUA JENIS)<br><i>Dysentery (All Types)</i> |   | KERACUNAN MAKANAN<br><i>Food Poisoning</i> |   |  |  |  |  |
|-------------------|---|---|---|---|--|---|--|--|--|--|
|                   | BILANGAN KEMATIAN<br><i>No. of Deaths</i> | KADAR KEMATIAN<br><i>Mortality Rate</i> | BILANGAN KEMATIAN<br><i>No. of Deaths</i>               | KADAR KEMATIAN<br><i>Mortality Rate</i> | BILANGAN KEMATIAN<br><i>No. of Deaths</i>  | KADAR KEMATIAN<br><i>Mortality Rate</i> |  |  |  |  |
| Perlis            | -   | -                                       | NO DEATHS   | NO DEATHS                               | NO DEATHS                                  | NO DEATHS                               |  |  |  |  |
| Kedah             | -   | -                                       |   |   |  |   |  |  |  |  |
| Pinang            | -   | -                                       |   |   |  |   |  |  |  |  |
| Perak             | -   | -                                       |   |   |  |   |  |  |  |  |
| Selangor          | -   | -                                       |   |   |  |   |  |  |  |  |
| W.P. Kuala Lumpur | 1   | 0.07                                    |   |   |  |   |  |  |  |  |
| N.Sembilan        | -   | -                                       |   |   |  |   |  |  |  |  |
| Melaka            | -   | -                                       |   |   |  |   |  |  |  |  |
| Johor             | -   | -                                       |   |   |  |   |  |  |  |  |
| Pahang            | -   | -                                       |   |   |  |   |  |  |  |  |
| Terengganu        | -   | -                                       |   |   |  |   |  |  |  |  |
| Kelantan          | -   | -                                       |   |   |  |   |  |  |  |  |
| <b>S.MALAYSIA</b> | <b>1</b>                                  | <b>0.01</b>                             |   |   |  |   |  |  |  |  |
| SABAH             | -   | -                                       |   |   |  |   |  |  |  |  |
| SARAWAK           | -   | -                                       |   |   |  |   |  |  |  |  |
| <b>MALAYSIA</b>   | <b>1</b>                                  | <b>0.00</b>                             |   |   |  |   |  |  |  |  |

**JADUAL 3.8. : (SAMBUNGAN)**  
**Table 3.8. : (Cont'd)**

| NEGERI<br>State      | JANGKITAN GONOKOKAL<br><i>Gonococcal Infections</i> |  | KUSTA<br><i>Leprosy</i>                  |  | MALARIA<br><i>Malaria</i>                |  |
|----------------------|---|--|--|--|--|--|
|                      | BILANGANKEMATIAN<br><i>No. of Deaths</i>            | KADARKEMATIAN<br><i>Mortality Rate</i> | BILANGANKEMATIAN<br><i>No. of Deaths</i> | KADARKEMATIAN<br><i>Mortality Rate</i> | BILANGANKEMATIAN<br><i>No. of Deaths</i> | KADARKEMATIAN<br><i>Mortality Rate</i> |
| Perlis               |   |  |  |  | -  | -                                      |
| Kedah                |   |  |  |  | -  | -                                      |
| Pinang               |   |  |  |  | 1  | 0.07                                   |
| Perak                |   |  |  |  | -  | -                                      |
| Selangor             |   |  |  |  | 1  | 0.02                                   |
| W.P. Kuala Lumpur    |   |  |  |  | -  | -                                      |
| N.Sembilan           |   |  |  |  | -  | -                                      |
| Melaka               |   |  |  |  | -  | -                                      |
| Johor                |   |  |  |  | 3  | 0.10                                   |
| Pahang               |   |  |  |  | -  | -                                      |
| Terengganu           |   |  |  |  | -  | -                                      |
| Kelantan             |   |  |  |  | -  | -                                      |
| <b>SEM. MALAYSIA</b> |   |  |  |  | <b>5</b>                                 | <b>0.03</b>                            |
| SABAH                |   |  |  |  | 8  | 0.28                                   |
| SARAWAK              |   |  |  |  | 8  | 0.36                                   |
| <b>MALAYSIA</b>      |   |  |  |  | <b>21</b>                                | <b>0.08</b>                            |

**JADUAL 3.8. : (SAMBUNGAN)**  
**Table 3.8. : (Cont'd)**

| NEGERI<br><i>State</i> | CAMPAK<br><i>Measles</i>                 |  | PLAGUE<br><i>Plague</i>                  |  | POLIOMELITIS<br><i>Poliomyelitis (Acute)</i> |  |
|------------------------|--|--|--|--|--|--|
|                        | BILANGANKEMATIAN<br><i>No. of Deaths</i> | KADARKEMATIAN<br><i>Mortality Rate</i> | BILANGANKEMATIAN<br><i>No. of Deaths</i> | KADARKEMATIAN<br><i>Mortality Rate</i> | BILANGANKEMATIAN<br><i>No. of Deaths</i>     | KADARKEMATIAN<br><i>Mortality Rate</i> |
| Perlis                 | -  | -                                      | NO DEATHS                                | NO DEATHS                              | NO DEATHS                                    | NO DEATHS                              |
| Kedah                  | -  | -                                      |  |  |  |  |
| Pinang                 | -  | -                                      |  |  |  |  |
| Perak                  | -  | -                                      |  |  |  |  |
| Selangor               | -  | -                                      |  |  |  |  |
| W.P. Kuala Lumpur      | -  | -                                      |  |  |  |  |
| N.Sembilan             | -  | -                                      |  |  |  |  |
| Melaka                 | -  | -                                      |  |  |  |  |
| Johor                  | -  | -                                      |  |  |  |  |
| Pahang                 | -  | -                                      |  |  |  |  |
| Terengganu             | -  | -                                      |  |  |  |  |
| Kelantan               | 1  | 0.07                                   |  |  |  |  |
| <b>SEM. MALAYSIA</b>   | <b>1</b>                                 | <b>0.01</b>                            |  |  |  |  |
| SABAH                  | -  | -                                      |  |  |  |  |
| SARAWAK                | -  | -                                      |  |  |  |  |
| <b>MALAYSIA</b>        | <b>1</b>                                 | <b>0.00</b>                            |  |  |  |  |

**JADUAL 3.8. : (SAMBUNGAN)**  
Table 3.8. : (Cont'd)

| NEGERI<br>State   | RABIES<br><i>Rabies</i>                  |  | DEMAM BERULANG<br><i>Relapsing Fever</i> |  | SIFILIS (SEMUA JENIS)<br><i>Syphilis (All Types)</i> |  |
|---|--|--|--|--|--|--|
|   | BILANGANKEMATIAN<br><i>No. of Deaths</i> | KADARKEMATIAN<br><i>Mortality Rate</i> | BILANGANKEMATIAN<br><i>No. of Deaths</i> | KADARKEMATIAN<br><i>Mortality Rate</i> | BILANGANKEMATIAN<br><i>No. of Deaths</i>             | KADARKEMATIAN<br><i>Mortality Rate</i> |
| Perlis<br>Kedah<br>Pulau Pinang<br>Perak<br>Selangor<br>W.P. Kuala Lumpur<br>Negeri Sembilan<br>Melaka<br>Johor<br>Pahang<br>Terengganu<br>Kelantan | <b>NO DEATHS</b>                         |  | <b>NO DEATHS</b>                         |  | <b>NO DEATHS</b>                                     |  |
| <b>SEM. MALAYSIA</b><br>SABAH<br>SARAWAK  |  |  |  |  |  |  |
| <b>MALAYSIA</b>   |  |  |  |  |  |  |



**JADUAL 3.8. : (SAMBUNGAN)**  
**Table 3.8. : (Cont'd)**

| NEGERI<br><i>State</i> | TETANUS NEONATORUM<br><i>Tetanus Neonatorum</i> |   | TETANUS (DEWASA)<br><i>Tetanus (Adults)</i> |   | TIBI (SEMUA JENIS)<br><i>Tuberculosis (All Types)</i> |   |
|------------------------|---|---|---|---|---|---|
|                        | BILANGAN KEMATIAN<br><i>No. of Deaths</i>       | KADAR KEMATIAN<br><i>Mortality Rate</i> | BILANGAN KEMATIAN<br><i>No. of Deaths</i>   | KADAR KEMATIAN<br><i>Mortality Rate</i> | BILANGAN KEMATIAN<br><i>No. of Deaths</i>             | KADAR KEMATIAN<br><i>Mortality Rate</i> |
| Perlis                 |   |   |   |   | 5   | 2.29                                    |
| Kedah                  |   |   |   |   | 74  | 4.16                                    |
| Pinang                 |   |   |   |   | 43  | 3.03                                    |
| Perak                  |   |   |   |   | 91  | 4.15                                    |
| Selangor               |   |   |   |   | 74  | 1.65                                    |
| W.P. Kuala Lumpur      |   |   |   |   | 28  | 1.86                                    |
| N.Sembilan             |   |   |   |   | 46  | 5.04                                    |
| Melaka                 |   |   |   |   | 33  | 4.80                                    |
| Johor                  |   |   |   |   | 126   | 4.26                                    |
| Pahang                 |   |   |   |   | 50  | 3.64                                    |
| Terengganu             |   |   |   |   | 81  | 8.38                                    |
| Kelantan               |   |   |   |   | 129   | 8.88                                    |
| <b>SEM. MALAYSIA</b>   |   |   |   |   | <b>780</b>  | <b>3.91</b>                             |
| SABAH                  |   |   |   |   | 161   | 5.60                                    |
| SARAWAK                |   |   |   |   | 88  | 3.97                                    |
| <b>MALAYSIA</b>        |   |   |   |   | <b>1,029</b>  | <b>4.11</b>                             |

**JADUAL 3.8. : (SAMBUNGAN)**  
**Table 3.8. : (Cont'd)**

| NEGERI<br>State      | TIFOID & PARATIFOID<br><i>Tifoid * Paratifoid</i> |  | TIFUS<br><i>Typhus</i>                   |  | VIRAL ENSIFILITIS<br><i>Viral Encephalitis</i> |  |
|----------------------|---|--|--|--|--|--|
|                      | BILANGANKEMATIAN<br><i>No. of Deaths</i>          | KADARKEMATIAN<br><i>Mortality Rate</i> | BILANGANKEMATIAN<br><i>No. of Deaths</i> | KADARKEMATIAN<br><i>Mortality Rate</i> | BILANGANKEMATIAN<br><i>No. of Deaths</i>       | KADARKEMATIAN<br><i>Mortality Rate</i> |
| Perlis               | -   | -                                      | NO DEATHS                                | NO DEATHS                              | -  | -                                      |
| Kedah                | -   | -                                      |  |  | -  | -                                      |
| Pinang               | -   | -                                      |  |  | 5  | 0.35                                   |
| Perak                | -   | -                                      |  |  | -  | -                                      |
| Selangor             | -   | -                                      |  |  | -  | -                                      |
| W.P. Kuala Lumpur    | -   | -                                      |  |  | -  | -                                      |
| N.Sembilan           | -   | -                                      |  |  | -  | -                                      |
| Melaka               | -   | -                                      |  |  | -  | -                                      |
| Johor                | -   | -                                      |  |  | -  | -                                      |
| Pahang               | -   | -                                      |  |  | -  | -                                      |
| Terengganu           | -   | -                                      |  |  | -  | -                                      |
| Kelantan             | 1   | 0.07                                   |  |  | -  | -                                      |
| <b>SEM. MALAYSIA</b> | <b>1</b>  | <b>0.01</b>                            |  |  | <b>5</b>                                       | <b>0.03</b>                            |
| SABAH                | 1   | 0.03                                   |  |  | 1  | 0.03                                   |
| SARAWAK              | -   | -                                      | -  | -                                      |  |  |
| <b>MALAYSIA</b>      | <b>2</b>  | <b>0.01</b>                            | <b>6</b>                                 | <b>0.02</b>                            |  |  |

**JADUAL 3.8. : (SAMBUNGAN)**  
**Table 3.8. : (Cont'd)**

| NEGERI<br>State   | BATUK KOKOL<br><i>Whooping Cough</i>     |  | DEMAM KUNING<br><i>Yellow Fever</i>      |  | KANKEROID<br><i>Chancroid</i>            |  |
|---|--|--|--|--|--|--|
|   | BILANGANKEMATIAN<br><i>No. of Deaths</i> | KADARKEMATIAN<br><i>Mortality Rate</i> | BILANGANKEMATIAN<br><i>No. of Deaths</i> | KADARKEMATIAN<br><i>Mortality Rate</i> | BILANGANKEMATIAN<br><i>No. of Deaths</i> | KADARKEMATIAN<br><i>Mortality Rate</i> |
| Perlis<br>Kedah<br>Pulau Pinang<br>Perak<br>Selangor<br>W.P. Kuala Lumpur<br>Negeri Sembilan<br>Melaka<br>Johor<br>Pahang<br>Terengganu<br>Kelantan | <b>NO DEATHS</b>                         |  | <b>NO DEATHS</b>                         |  | <b>NO DEATHS</b>                         |  |
| <b>SEM. MALAYSIA</b><br>SABAH<br>SARAWAK  |  |  |  |  |  |  |
| <b>MALAYSIA</b>   |  |  |  |  |  |  |

**JADUAL 3.8. : (SAMBUNGAN)**  
**Table 3.8. : (Cont'd)**

| NEGERI<br><i>State</i> | OTHER VENERAL<br>DISEASES                |  | HAND, FOOT AND MOUTH<br>DISEASES         |  | EBOLA                                    |  |
|------------------------|--|--|--|--|--|--|
|                        | BILANGANKEMATIAN<br><i>No. of Deaths</i> | KADARKEMATIAN<br><i>Mortality Rate</i> | BILANGANKEMATIAN<br><i>No. of Deaths</i> | KADARKEMATIAN<br><i>Mortality Rate</i> | BILANGANKEMATIAN<br><i>No. of Deaths</i> | KADARKEMATIAN<br><i>Mortality Rate</i> |
| Perlis                 | <b>NO DEATHS</b>                         | <b>NO DEATHS</b>                       | -  | -                                      | <b>NO DEATHS</b>                         | <b>NO DEATHS</b>                       |
| Kedah                  |  |  | -  | -                                      |  |  |
| Pinang                 |  |  | <b>1</b>                                 | <b>0.07</b>                            |  |  |
| Perak                  |  |  | -  | -                                      |  |  |
| Selangor               |  |  | -  | -                                      |  |  |
| W.P. Kuala Lumpur      |  |  | -  | -                                      |  |  |
| N.Sembilan             |  |  | -  | -                                      |  |  |
| Melaka                 |  |  | -  | -                                      |  |  |
| Johor                  |  |  | -  | -                                      |  |  |
| Pahang                 |  |  | -  | -                                      |  |  |
| Terengganu             |  |  | -  | -                                      |  |  |
| Kelantan               |  |  | -  | -                                      |  |  |
| <b>SEM. MALAYSIA</b>   |  |  |  |  |  |  |
| SABAH                  |  |  | -  | -                                      |  |  |
| SARAWAK                |  |  | <b>3</b>                                 | <b>0.14</b>                            |  |  |
| <b>MALAYSIA</b>        |  |  | <b>4</b>                                 | <b>0.02</b>                            |  |  |

**JADUAL 3.8. : (SAMBUNGAN)**  
Table 3.8. : (Cont'd)

| NEGERI<br>State      | VIRAL HEPATIES                           |             |             |           |          | VIRAL HEPATIES                         |             |             |           |             |
|----------------------|--|-------------|-------------|-----------|----------|--|-------------|-------------|-----------|-------------|
|                      | BILANGAN KEMATIAN / <i>No. of Deaths</i> |             |             |           |          | KADAR KEMATIAN / <i>Mortality Rate</i> |             |             |           |             |
|                      | Hepatitis A                              | Hepatitis B | Hepatitis C | Lain-lain | Jumlah   | Hepatitis A                            | Hepatitis B | Hepatitis C | Lain-lain | Jumlah      |
| Perlis               | -  | -           | -           | -         | -        | -                                      | -           | -           | -         | -           |
| Kedah                | -  | -           | -           | -         | -        | -                                      | -           | -           | -         | -           |
| Pinang               | -  | -           | -           | -         | -        | -                                      | -           | -           | -         | -           |
| Perak                | -  | -           | -           | -         | -        | -                                      | -           | -           | -         | -           |
| Selangor             | -  | 1           | 1           | -         | 2        | -                                      | 0.02        | 0.02        | -         | 0.04        |
| W.P. Kuala Lumpur    | -  | -           | -           | -         | -        | -                                      | -           | -           | -         | -           |
| N.Sembilan           | -  | -           | -           | -         | -        | -                                      | -           | -           | -         | -           |
| Melaka               | -  | -           | -           | -         | -        | -                                      | -           | -           | -         | -           |
| Johor                | -  | -           | -           | -         | -        | -                                      | -           | -           | -         | -           |
| Pahang               | -  | -           | -           | -         | -        | -                                      | -           | -           | -         | -           |
| Terengganu           | -  | 1           | -           | -         | 1        | -                                      | 0.10        | -           | -         | 0.10        |
| Kelantan             | -  | -           | -           | -         | -        | -                                      | -           | -           | -         | -           |
| <b>SEM. MALAYSIA</b> | -  | <b>2</b>    | <b>1</b>    | -         | <b>3</b> | -                                      | <b>0.01</b> | <b>0.01</b> | -         | <b>0.02</b> |
| SABAH                | -  | -           | -           | -         | -        | -                                      | -           | -           | -         | -           |
| SARAWAK              | -  | -           | -           | -         | -        | -                                      | -           | -           | -         | -           |
| <b>MALAYSIA</b>      | -  | <b>2</b>    | <b>1</b>    | -         | <b>3</b> | -                                      | <b>0.01</b> | <b>0.00</b> | -         | <b>0.01</b> |

PUNCA : KEMENTERIAN KESIHATAN MALAYSIA.  
Source : *Ministry of Health Malaysia.*

**JADUAL 3.9. : KADAR KEMATIAN PENYAKIT-PENYAKIT SISTEM "CIRCULATORY" BAGI TIAP-TIAP 100 000 PENDUDUK, MALAYSIA, 2003.**

Table 3.9. : Mortality Rate of Diseases of Circulatory System Per 100 000 Population, Malaysia, 2003.

| PENYAKIT-PENYAKIT SISTEM "CIRCULATORY"<br><i>Diseases of Circulatory System</i> | BIL KEMATIAN DI<br>HOSPITAL KERAJAAN<br><i>No. of Deaths in<br/>Government Hospital</i> | KADAR<br>KEMATIAN<br><i>Mortality<br/>Rate</i> |
|---|---|--|
| Ischaemic Heart Disease (I 20- I 25)  | 2,697   | 10.77  |
| Acute and Subacuted Endocarditis (I 33)   | 41  | 0.16   |
| Heart Failure (I 50)  | 847   | 3.38   |
| Hypertension With Heart Disease (I 11, I 13)                                    | 35  | 0.14   |
| Hypertension Without Mention of Heart Disease (I 10, I 12, I 15)                | 142   | 0.57   |
| Aortic Aneurysm and Other Aneurysm (I 71,I 72)                                  | 126   | 0.50   |
| Other Disease of Arteries, Arterioles and Capillaries (I 73, I 77- I 79)        | 4   | 0.02   |
| Stroke, Not Specified as Hemorrhage of Infarction (I 64)                        | 1,743   | 6.96   |
| Phlebitis and Thrombophlebitis (I 80)   | 8   | 0.03   |
| Pulmonary Embolism and Infarction (I 26)  | 189   | 0.75   |

PUNCA : KEMENTERIAN KESIHATAN MALAYSIA.

Source : *Ministry of Health Malaysia.*

( ) ICD – 10 classification.

**JADUAL 3.10. : KADAR KEMATIAN PENYAKIT KANSER BAGI TIAP-TIAP 100 000 PENDUDUK MALAYSIA, 2003.**

Table 3.10. : Mortality Rate of Malignant Neoplasm (Cancer) Per 100 000 Population, Malaysia, 2003.

| NEOPLASM  | BIL. KEMATIAN DI HOSPITAL KERAJAAN<br>No. of Deaths<br>in Government Hospital | KADAR KEMATIAN<br>Mortality Rate |
|---|---|----------------------------------|
| KANSER TRAKEA, BRONKUS DAN PARU-PARU<br><i>Malignant Neoplasm of Trachea, Bronchus and Lungs (C 33- C 34)</i> | 727   | 2.90                             |
| KANSER SERVIKS UTERI<br><i>Neoplasm of Cervix Uteri (C 53)</i>  | 120   | 0.48                             |
| KANSER BUAHDADA<br><i>Malignant Neoplasm of Breast (C 50)</i>   | 276   | 1.10                             |
| LEUKIMIA<br><i>Luekaemia (C 91 - C 95)</i>  | 238   | 0.95                             |
| KANSER PERUT<br><i>Malignant Neoplasm of Stomach (C 16)</i>   | 160   | 0.64                             |

PUNCA : KEMENTERIAN KESIHATAN MALAYSIA.

Source : Ministry of Health Malaysia.

( ) ICD – 10 classification.

**JADUAL 3.11. : KADAR KEMATIAN KEKURANGAN PEMAKANAN SPESIFIK BAGI TIAP-TIAP 100 000 PENDUDUK, MALAYSIA, 2003.**  
*Table 3.11. : Mortality Rate of Specific Nutritional Deficiencies Diseases Per 100 000 Population, Malaysia, 2003.*

| KEKURANGAN PEMAKANAN<br><i>Nutritional Deficiencies</i> | BIL. KEMATIAN DI<br>HOSPITAL KERAJAAN<br><i>No. of Deaths in Government<br/>Hospital</i> | KADAR<br>KEMATIAN<br><i>Mortality Rate</i> |
|---|--|--|
| KWASHIORKOR (E 40)                                      | 0  | 0.00                                       |
| <i>Other malnutrition conditions (E 41, E 46)</i>       | 13   | 0.05                                       |

PUNCA : KEMENTERIAN KESIHATAN MALAYSIA.  
Source : *Ministry of Health Malaysia.*

( ) ICD – 10 classification.



**JADUAL 3.12. : KADAR KEMATIAN PENYAKIT-PENYAKIT METABOLIK DAN KECACATAN FUNGSI ENDOKRIN SPESIFIK BAGI TIAP-TIAP 100 000 PENDUDUK, MALAYSIA, 2003.**

Table 3.12. : *Mortality Rate of Specific Metabolic Diseases and Endocrine Disorders Per 100 000 Population, Malaysia, 2003.*

| PENYAKIT METABOLIK DAN KECACATAN FUNGSI ENDOKRIN<br><i>Metabolic Diseases and Endocrine Disorders</i> | BIL. KEMATIAN<br>DI HOSPITAL KERAJAAN<br><i>No. of Deaths<br/>in Government Hospital</i> | KADAR<br>KEMATIAN<br><i>Mortality Rate</i> |
|---|--|--|
| Iodine deficiency – related thyroid disorders and Thyrotoxicosis<br>(E 00 - E 02, E 05)               | 27   | 0.11                                       |
| KENCING MANIS<br>Diabetes Mellitus (E 10 - E 14)  | 346  | 1.38                                       |

PUNCA : KEMENTERIAN KESIHATAN MALAYSIA.

Source : *Ministry of Health Malaysia.*

( ) ICD – 10 classification.

**JADUAL 3.13. : BILANGAN DAN PERATUS MURID SEKOLAH RENDAH DAN MENENGAH YANG 'ORALLY FIT', 2003.**

Table 3.13. : Number and Percentage of Primary and Secondary School Children Who Are Orally Fit, 2003.

| NEGERI<br>State      | MURID SEKOLAH RENDAH<br>Primary School Children |                                       | MURID SEK. REN. YANG TIDAK<br>PERLU RAWATAN PERGIGIAN<br>Primary School Children Who Do Not<br>Require Dental Treatment |              | MURID SEKOLAH MENENGAH<br>Secondary School Children |                                       | MURID SEK. MEN. YANG TIDAK<br>PERLU RAWATAN PERGIGIAN<br>Sec. Sch. Children Who Do Not<br>Require Dental Treatment |              |
|----------------------|---|---------------------------------------|---|--------------|---|---------------------------------------|--|--------------|
|                      | ENROLMEN<br>Enrolment                           | KEDATANGAN<br>BARU<br>New Attendances | BILANGAN<br>Number  | %            | ENROLMEN<br>Enrolment                               | KEDATANGAN<br>BARU<br>New Attendances | BILANGAN<br>Number   | %            |
| Perlis               | 28,535  | 28,388                                | 17,229  | 60.38        | 23,575  | 23,178                                | 17,505   | 74.25        |
| Kedah                | 233,909   | 225,679                               | 111,634   | 47.73        | 157,193   | 65,451                                | 48,344   | 30.75        |
| Pinang               | 139,568   | 132,938                               | 71,842  | 51.47        | 99,628  | 68,469                                | 52,869   | 53.07        |
| Perak                | 278,748   | 266,147                               | 157,263   | 56.42        | 221,657   | 189,562                               | 135,796  | 61.26        |
| Selangor             | 468,920   | 434,644                               | 309,318   | 65.96        | 242,668   | 107,072                               | 83,108   | 34.25        |
| W.P. Kuala Lumpur    | 156,231   | 153,781                               | 81,135  | 51.93        | 104,038   | 101,563                               | 81,292   | 78.14        |
| N.Sembilan           | 113,516   | 109,899                               | 59,689  | 52.58        | 87,813  | 72,382                                | 56,597   | 64.45        |
| Melaka               | 85,864  | 85,076                                | 52,697  | 61.37        | 62,312  | 61,141                                | 44,124   | 70.81        |
| Johor                | 362,032   | 357,656                               | 270,719   | 74.78        | 234,071   | 228,253                               | 165,893  | 70.87        |
| Pahang               | 171,253   | 168,742                               | 118,860   | 69.41        | 129,832   | 119,618                               | 80,329   | 61.87        |
| Terengganu           | 162,753   | 147,234                               | 71,396  | 43.87        | 115,862   | 82,132                                | 49,232   | 42.49        |
| Kelantan             | 231,995   | 226,804                               | 128,136   | 55.23        | 181,240   | 85,654                                | 48,615   | 26.82        |
| <b>SEM. MALAYSIA</b> | <b>2,433,324</b>                                | <b>2,336,988</b>                      | <b>1,449,918</b>  | <b>59.59</b> | <b>1,659,889</b>                                    | <b>1,204,475</b>                      | <b>863,704</b>   | <b>52.03</b> |
| SABAH                | 280,197   | 248,164                               | 131,924   | 47.08        | 168,732   | 23,832                                | 11,091   | 6.57         |
| W.P. LABUAN          | 8,079   | 7,934                                 | 5,594   | -            | 5,113   | 5,011                                 | 3,853  | -            |
| SARAWAK              | 278,799   | 251,244                               | 122,482   | 43.93        | 185,707   | 36,771                                | 25,644   | 13.81        |
| <b>MALAYSIA</b>      | <b>3,000,399</b>                                | <b>2,844,330</b>                      | <b>1,709,918</b>  | <b>56.99</b> | <b>2,019,441</b>                                    | <b>1,270,089</b>                      | <b>904,292</b>   | <b>44.78</b> |

PUNCA : KEMENTERIAN KESIHATAN MALAYSIA.

Source : Ministry of Health Malaysia.

**JADUAL 3.14. : STATUS KARIES GIGI: BILANGAN MURID 12 TAHUN DENGAN DMFX - 3 MENGIKUT NEGERI, MALAYSIA, 2003.**  
Table 3.14. : Dental Caries Status: Number of School Children 12 Years Old With DMFX - 3 by States, Malaysia, 2003.

| NEGERI<br>State      | ENROLMEN 12 TAHUN<br>12 Years Old Enrolment | MURID 12 TAHUN DENGAN DMFX - 3<br>Children 12 Years Old With DMFX - 3 |              |
|----------------------|---|---|--------------|
|                      |   | BILANGAN / Number   | PERATUS / %  |
| Perlis               | 4,783                                       | 4,478   | 93.62        |
| Kedah                | 37,369                                      | 33,489  | 89.62        |
| Pinang               | 23,497                                      | 18,914  | 80.50        |
| Perak                | 45,429                                      | 41,675  | 91.74        |
| Selangor             | 68,687                                      | 62,144  | 90.47        |
| W.P. Kuala Lumpur    | 24,119                                      | 22,665  | 93.97        |
| N.Sembilan           | 18,568                                      | 17,337  | 93.37        |
| Melaka               | 13,429                                      | 12,660  | 94.27        |
| Johor                | 56,716                                      | 53,914  | 95.06        |
| Pahang               | 27,965                                      | 25,343  | 90.62        |
| Terengganu           | 25,428                                      | 23,138  | 90.99        |
| Kelantan             | 37,832                                      | 30,372  | 80.28        |
| <b>SEM. MALAYSIA</b> | <b>383,822</b>                              | <b>346,129</b>  | <b>90.18</b> |
| SABAH                | 41,913                                      | 27,184  | 64.86        |
| W.P. LABUAN          | 1,252                                       | 1,059   | 84.58        |
| SARAWAK              | 43,215                                      | 31,156  | 72.10        |
| <b>MALAYSIA</b>      | <b>470,202</b>                              | <b>405,528</b>  | <b>86.25</b> |

PUNCA : KEMENTERIAN KESIHATAN MALAYSIA.  
Source : Ministry of Health Malaysia.

**JADUAL 3.15. : STATUS KARIES GIGI: BILANGAN MURID 12 TAHUN & 16 TAHUN BEBAS KARIES (DMFX = 0), MENGIKUT NEGERI, MALAYSIA 2003.**

Table 3.15. : Dental Caries Status: Number of School Children Aged 12 & 16 Years Caries Free (DMFX = 0), by State, Malaysia 2003.

| NEGERI<br>State      | 12 TAHUN BEBAS KARIES DMFX = 0<br>12 Years Old With DMFX = 0 |              | 16 TAHUN BEBAS KARIES DMFX = 0<br>16 Years Old With DMFX = 0 |              |
|----------------------|--|--------------|--|--------------|
|                      | BILANGAN / Number  | PERATUS (%)  | BILANGAN / Number  | PERATUS (%)  |
| Perlis               | 3,259  | 68.14        | 1,942  | 39.29        |
| Kedah                | 20,780   | 55.61        | 6,958  | 24.80        |
| Pinang               | 14,521   | 61.80        | 6,161  | 33.39        |
| Perak                | 25,425   | 55.97        | 14,644   | 35.36        |
| Selangor             | 47,672   | 69.40        | 8,946  | 19.51        |
| W.P. Kuala Lumpur    | 16,288   | 67.53        | 11,059   | 55.18        |
| N.Sembilan           | 12,095   | 65.14        | 7,044  | 46.15        |
| Melaka               | 10,140   | 75.51        | 4,825  | 40.80        |
| Johor                | 37,329   | 65.82        | 17,627   | 39.62        |
| Pahang               | 14,738   | 52.70        | 7,226  | 29.29        |
| Terengganu           | 10,878   | 42.78        | 4,571  | 19.77        |
| Kelantan             | 14,486   | 38.29        | 4,201  | 13.43        |
| <b>SEM. MALAYSIA</b> | <b>227,611</b>   | <b>59.28</b> | <b>95,204</b>  | <b>30.77</b> |
| SABAH                | 15,151   | 36.15        | 713  | 2.43         |
| W.P. LABUAN          | 673  | 53.75        | 255  | 28.05        |
| SARAWAK              | 16,728   | 38.71        | 2,191  | 6.95         |
| <b>MALAYSIA</b>      | <b>260,163</b>   | <b>55.33</b> | <b>98,363</b>  | <b>26.50</b> |

PUNCA : KEMENTERIAN KESIHATAN MALAYSIA.  
Source : Ministry of Health Malaysia.



# 4

PETUNJUK-PETUNJUK KEMAJUAN PERKHIDMATAN KESIHATAN  
*Health Services Improvement Indicators*



**JADUAL 4.1. : NISBAH PENDUDUK KEPADA KEMUDAHAN KESIHATAN, MALAYSIA PADA 31HB. DISEMBER, 2003.**  
Table 4.1. : Health Facility to Population Ratio, Malaysia as on 31st December, 2003.

| NEGERI<br>State              | ANGGARAN PENDUDUK<br>LUAR BANDAR 2003<br><i>Estimated Rural<br/>Population 2003</i><br>( '000) | ANGGARAN JUMLAH<br>PENDUDUK 2003<br><i>Estimated Total<br/>Population 2003</i><br>( '000) | JUMLAH BILANGAN<br>KLINIK KESIHATAN<br><i>Total Number of<br/>Health Clinics</i> | NISBAH KLINIK<br>KESIHATAN: PENDUDUK<br><i>Health Clinic:<br/>Population Ratio</i> |
|------------------------------|--|---|--|--|
| Perlis                       | 142.3  | 217.9   | 9  | 1: 24,211  |
| Kedah                        | 1,074.4  | 1,778.20  | 57   | 1: 31,196  |
| Pulau Pinang                 | 286.0  | 1,416.90  | 30   | 1: 47,230  |
| Perak                        | 894.9  | 2,194.00  | 78   | 1: 28,128  |
| Selangor termasuk Putra Jaya | 532.5  | 4,498.10  | 60   | 1: 74,968  |
| W.P. Kuala Lumpur            | -  | 1,501.80  | 15   | 1: 100,120   |
| Negeri Sembilan              | 403.6  | 913.3   | 38   | 1: 24,034  |
| Melaka                       | 210.0  | 687.1   | 29   | 1: 23,693  |
| Johor                        | 1,010.00   | 2,959.40  | 91   | 1: 32,521  |
| Pahang                       | 783.4  | 1,372.50  | 65   | 1: 21,115  |
| Terengganu                   | 486.1  | 966.1   | 42   | 1: 23,002  |
| Kelantan                     | 967.5  | 1,453.00  | 59   | 1: 24,627  |
| <b>SEM. MALAYSIA</b>         | <b>6,790.7</b>   | <b>19,958.3</b>   | <b>573</b>   | <b>1: 34,831</b>   |
| SABAH                        | 1,422.10   | 2,795.10  | 93   | 1: 30,055  |
| W.P. LABUAN                  | 18.4   | 80.6  | 1  | 1: 80,600  |
| SARAWAK                      | 1,130.10   | 2,214.30  | 197  | 1: 11,240  |
| <b>MALAYSIA</b>              | <b>9,361.3</b>   | <b>25,048.3</b>   | <b>864</b>   | <b>1: 28,991</b>   |

**JADUAL 4.1. : (SAMBUNGAN)**  
**Table 4.1. : (Cont'd)**

| NEGERI<br>State              | JUMLAH BILANGAN<br>KLINIK DESA<br>Total Number of<br>Klinik Desa | NISBAH KLINIK DESA:<br>PENDUDUK<br>Klinik Desa:<br>Population Ratio | JUMLAH BILANGAN<br>UNIT PERGIGIAN **<br>Total Number of<br>Dental Unit ** | NISBAH UNIT PERGIGIAN:<br>PENDUDUK<br>Dental Unit:<br>Population Ratio |
|------------------------------|--|---|---|--|
| Perlis                       | 30   | 1: 7,263  | 70  | 1: 3,113   |
| Kedah                        | 222  | 1: 8,010  | 245   | 1: 7,258   |
| Pulau Pinang                 | 62   | 1: 22,853   | 141   | 1: 10,049  |
| Perak                        | 253  | 1: 8,672  | 321   | 1: 6,835   |
| Selangor termasuk Putra Jaya | 132  | 1: 34,077   | 238   | 1: 18,900  |
| W.P. Kuala Lumpur            | -  | 1: -  | 184   | 1: 8,162   |
| Negeri Sembilan              | 105  | 1: 8,698  | 204   | 1: 4,477   |
| Melaka                       | 61   | 1: 11,264   | 114   | 1: 6,027   |
| Johor                        | 269  | 1: 1,001  | 307   | 1: 9,640   |
| Pahang                       | 246  | 1: 5,579  | 271   | 1: 5,065   |
| Terengganu                   | 131  | 1: 7,375  | 168   | 1: 5,751   |
| Kelantan                     | 119  | 1: 12,210   | 216   | 1: 6,727   |
| <b>SEM. MALAYSIA</b>         | <b>1,630</b>   | <b>1: 12,244</b>  | <b>2,479</b>  | <b>1: 8,051</b>  |
| SABAH                        | 185  | 1: 15,109   | 244   | 1: 11,455  |
| W.P. LABUAN                  | 11   | 1: 7,327  | 11  | 1: 7,327   |
| SARAWAK                      | 21   | 1: 105,443  | 369   | 1: 6,001   |
| <b>MALAYSIA</b>              | <b>1,847</b>   | <b>1: 13,562</b>  | <b>3,103</b>  | <b>1: 8,072</b>  |

\*\* UNIT PERGIGIAN MERUJUK KEPADA KERUSI PERGIGIAN DI KLINIK KERAJAAN.  
Dental Unit Refers to Dental Chairs in Government Clinics.

**JADUAL 4.1. : (SAMBUNGAN)**  
*Table 4.1. : (Cont'd)*

| NEGERI<br><i>State</i>       | HOSPITAL KERAJAAN (KEMENTERIAN KESIHATAN MALAYSIA) (TERMASUK INSTITUSI KHAS PERUBATAN)<br><i>Government Hospital (Ministry of Health Malaysia) (Includes Special Medical Institutions)</i> |                                   |   |
|------------------------------|--|-----------------------------------|---|
|                              | BILANGAN<br><i>Number</i>  | JUMLAH KATIL<br><i>Total Beds</i> | KATIL AKUT BAGI TIAP-TIAP 1000 PENDUDUK<br><i>Acute Hospital Beds Per 1000 Population</i> |
| Perlis                       | 1  | 404                               | 1.85  |
| Kedah                        | 9  | 2,067                             | 1.16  |
| Pulau Pinang                 | 6  | 1,955                             | 1.38  |
| Perak                        | 15   | 6,058                             | 2.76  |
| Selangor termasuk Putra Jaya | 9  | 2,950                             | 0.66  |
| W.P. Kuala Lumpur            | 2  | 2,524                             | 1.68  |
| Negeri Sembilan              | 5  | 1,327                             | 1.45  |
| Melaka                       | 2  | 807                               | 1.17  |
| Johor                        | 11   | 4,748                             | 1.60  |
| Pahang                       | 10   | 1,708                             | 1.24  |
| Terengganu                   | 5  | 1,242                             | 1.29  |
| Kelantan                     | 8  | 1,658                             | 1.14  |
| <b>SEM. MALAYSIA</b>         | <b>83</b>  | <b>27,448</b>                     | <b>1.38</b>   |
| SABAH                        | 18   | 3,033                             | 1.09  |
| W.P. LABUAN                  | 1  | 109                               | 1.35  |
| SARAWAK                      | 21   | 3,499                             | 1.58  |
| <b>MALAYSIA</b>              | <b>123</b>   | <b>34,089</b>                     | <b>1.36</b>   |

PUNCA : UNIT SISTEM MAKLUMAT DAN DOKUMENTASI, KEMENTERIAN KESIHATAN MALAYSIA.

Source : *Information and Documentation System Unit, Ministry of Health Malaysia.*



**JADUAL 4.2. : TABURAN HOSPITAL MENGIKUT NEGERI DAN BILANGAN KATIL, MALAYSIA, 2003.**

Table 4.2. : *Distribution of Hospital by State and Bed Strength, Malaysia, 2003.*

| NEGERI<br>State              | HOSPITAL KERAJAAN<br>Government Hospitals |               |                      |              | HOSPITAL<br>SWASTA<br>Private Hospitals |               | HOSPITAL<br>ESTET &<br>LOMBONG<br>Estate & Mine Hospital |            | JUMLAH BESAR<br>Grand Total |               | NISBAH KATIL:<br>PENDUDUK<br>Bed:<br>Population<br>Ratio |
|------------------------------|---|---------------|----------------------|--------------|---|---------------|--|------------|-----------------------------|---------------|--|
|                              | KKM<br>MOH                                |               | BUKAN KKM<br>NON-MOH |              | Bil/No                                  | Katil/Beds    | Bil/No   | Katil/Beds | Bil/No                      | Katil/Beds    |  |
|                              | Bil/No                                    | Katil/Beds    | Bil/No               | Katil/Beds   |   |               |  |            |                             |               |  |
| Perlis                       | 1   | 404           | -                    | -            | 1                                       | 2             | -  | -          | 2                           | 406           | 1: 537   |
| Kedah                        | 9   | 2,067         | -                    | -            | 14                                      | 377           | -  | -          | 23                          | 2,444         | 1: 728   |
| Pulau Pinang                 | 6   | 1,955         | -                    | -            | 23                                      | 2,040         | -  | -          | 29                          | 3,995         | 1: 355   |
| Perak                        | 15  | 6,058         | 1                    | 164          | 16                                      | 740           | -  | -          | 32                          | 6,962         | 1: 315   |
| Selangor termasuk Putra Jaya | 9   | 2,950         | 3                    | 1,018        | 46                                      | 2,337         | -  | -          | 58                          | 6,305         | 1: 713   |
| W.P. Kuala Lumpur            | 2   | 2,524         | 1                    | 862          | 40                                      | 2,330         | -  | -          | 43                          | 5,716         | 1: 263   |
| Negeri Sembilan              | 5   | 1,327         | -                    | -            | 5                                       | 122           | -  | -          | 10                          | 1,449         | 1: 630   |
| Melaka                       | 2   | 807           | 1                    | 152          | 5                                       | 708           | -  | -          | 8                           | 1,667         | 1: 412   |
| Johor                        | 11  | 4,748         | -                    | -            | 33                                      | 838           | -  | -          | 44                          | 5,586         | 1: 530   |
| Pahang                       | 10  | 1,708         | -                    | -            | 10                                      | 216           | -  | -          | 20                          | 1,924         | 1: 713   |
| Terengganu                   | 5   | 1,242         | -                    | -            | 2                                       | 17            | -  | -          | 7                           | 1,259         | 1: 767   |
| Kelantan                     | 8   | 1,658         | 1                    | 716          | 3                                       | 95            | -  | -          | 12                          | 2,469         | 1: 588   |
| <b>SEM. MALAYSIA</b>         | <b>83</b>                                 | <b>27,448</b> | <b>7</b>             | <b>2,912</b> | <b>198</b>                              | <b>9,822</b>  | -  | -          | <b>288</b>                  | <b>40,182</b> | <b>1: 497</b>  |
| SABAH                        | 18  | 3,033         | -                    | -            | 11                                      | 227           | -  | -          | 29                          | 3,260         | 1: 857   |
| W.P. LABUAN                  | 1   | 109           | -                    | -            | 1                                       | 10            | -  | -          | 2                           | 119           | 1: 677   |
| SARAWAK                      | 21  | 3,499         | -                    | -            | 9                                       | 346           | -  | -          | 30                          | 3,845         | 1: 576   |
| <b>MALAYSIA</b>              | <b>123</b>                                | <b>34,089</b> | <b>7</b>             | <b>2,912</b> | <b>219</b>                              | <b>10,405</b> | -  | -          | <b>349</b>                  | <b>47,406</b> | <b>1: 528</b>  |

PUNCA : UNIT SISTEM MAKLUMAT DAN DOKUMENTASI, KEMENTERIAN KESIHATAN MALAYSIA.

Source : *Information and Documentation System Unit, Ministry of Health Malaysia.*

**JADUAL 4.3. : LIPUTAN SEKOLAH OLEH PERKHIDMATAN KESIHATAN MENGIKUT NEGERI, MALAYSIA, 2003.**  
Table 4.3. : School Coverage by Health Services by State, Malaysia, 2003.

| NEGERI<br>State      | SEKOLAH RENDAH<br>Primary Schools     |  |                         | SEKOLAH MENENGAH<br>Secondary Schools |  |                         |
|----------------------|---------------------------------------|--|-------------------------|---------------------------------------|--|-------------------------|
|                      | JUMLAH<br>BILANGAN<br>Total<br>Number | BILANGAN SEKOLAH<br>YANG DILIPUTI<br>No. of Schools<br>Covered | % DILIPUTI<br>% Covered | JUMLAH<br>BILANGAN<br>Total<br>Number | BILANGAN SEKOLAH<br>YANG DILIPUTI<br>No. of Schools<br>Covered | % DILIPUTI<br>% Covered |
| Perlis               | 75                                    | 75   | 100.0                   | 27                                    | 27   | 100.0                   |
| Kedah                | 534                                   | 534  | 100.0                   | 190                                   | 190  | 100.0                   |
| Pulau Pinang         | 269                                   | 269  | 100.0                   | 93                                    | 93   | 100.0                   |
| Perak                | 855                                   | 855  | 100.0                   | 225                                   | 225  | 100.0                   |
| Selangor             | 627                                   | 627  | 100.0                   | 222                                   | 222  | 100.0                   |
| Wilayah Persekutuan  | 21                                    | 21   | 100.0                   | 8                                     | 7  | 87.5                    |
| Negeri Sembilan      | 341                                   | 341  | 100.0                   | 112                                   | 111  | 99.1                    |
| Melaka               | 232                                   | 232  | 100.0                   | 71                                    | 71   | 100.0                   |
| Johor                | 938                                   | 868  | 92.5                    | 222                                   | 222  | 100.0                   |
| Pahang               | 631                                   | 631  | 100.0                   | 123                                   | 123  | 100.0                   |
| Terengganu           | 339                                   | 339  | 100.0                   | 94                                    | 94   | 100.0                   |
| Kelantan             | 458                                   | 458  | 100.0                   | 191                                   | 191  | 100.0                   |
| <b>SEM. MALAYSIA</b> | <b>5,320</b>                          | <b>5,250</b>   | <b>98.7</b>             | <b>1,578</b>                          | <b>1,576</b>   | <b>99.9</b>             |
| SABAH                | 1,090                                 | 1,085  | 99.5                    | 198                                   | 194  | 98.0                    |
| SARAWAK              | 1,281                                 | 1,186  | 92.6                    | 172                                   | 149  | 86.6                    |
| <b>MALAYSIA</b>      | <b>7,691</b>                          | <b>7,521</b>   | <b>97.8</b>             | <b>1,948</b>                          | <b>1,919</b>   | <b>98.5</b>             |

PUNCA : UNIT SISTEM MAKLUMAT DAN DOKUMENTASI, KEMENTERIAN KESIHATAN MALAYSIA.  
Source : Information and Documentation System Unit, Ministry of Health Malaysia.

**JADUAL 4.4. : 10 SEBAB UTAMA KEMASUKAN DI HOSPITAL KERAJAAN (KKM), MALAYSIA 2003**  
Table 4.4. : 10 Principal Causes of Hospitalisation in Government (MOH) Hospitals, Malaysia 2003

| NO.<br>Rank | SEBAB UTAMA<br>Principal Causes                           | BIL. DISCAJ<br>No. Of Discharges | % KEPADA JUMLAH DISCAJ<br>% To Total Discharges |
|-------------|---|----------------------------------|---|
| 1           | Normal Delivery (Single Spontaneous Delivery)             | 286,154                          | 16.68   |
| 2           | Complications of Pregnancy, Childbirth and the Puerperium | 202,669                          | 11.82   |
| 3           | Accident (Accidental Injury)                              | 157,152                          | 9.16  |
| 4           | Diseases of the Circulatory System                        | 121,582                          | 7.09  |
| 5           | Diseases of the Respiratory System                        | 115,357                          | 6.73  |
| 6           | Certain Conditions Originating in the Perinatal Period    | 100,205                          | 5.84  |
| 7           | Diseases of Digestive System                              | 82,372                           | 4.80  |
| 8           | Diseases of the Urinary System                            | 59,523                           | 3.47  |
| 9           | III Defined Conditions ( Symptoms and Signs)              | 58,038                           | 3.38  |
| 10          | Malignant Neoplasm  | 48,018                           | 2.80  |
|             | ALL CAUSES  | 1,715,152                        | 100.00  |

PUNCA : KEMENTERIAN KESIHATAN MALAYSIA.  
Source : Ministry of Health Malaysia.

**JADUAL 4.5. : 10 SEBAB UTAMA KEMATIAN DI HOSPITAL KERAJAAN (KKM), MALAYSIA 2003.**  
Table 4.5. : 10 Principal Causes of Death in Government (MOH) Hospitals, Malaysia, 2003

| NO.<br>Rank | SEBAB UTAMA<br>Principal Causes                        | BIL. KEMATIAN<br>No. Of Deaths | % KEPADA JUMLAH<br>KEMATIAN<br>% To Total Deaths |
|-------------|--|--------------------------------|--|
| 1           | Septiceamia  | 5,683                          | 15.63  |
| 2           | Heart Diseases & Diseases of Pulmonary Circulation     | 5,240                          | 14.41  |
| 3           | Malignant Neoplasms                                    | 3,396                          | 9.34   |
| 4           | Cerebrovascular Diseases                               | 3,007                          | 8.27   |
| 5           | Accident   | 2,286                          | 6.29   |
| 6           | Pneunomia  | 1,934                          | 5.32   |
| 7           | Certain Conditions Oroginating in the Perinatal Period | 1,621                          | 4.46   |
| 8           | Diseases of Digestive System                           | 1,561                          | 4.29   |
| 9           | Nephritis, Nephrotic, Syndrome and Nephrosis           | 1,375                          | 3.78   |
| 10          | Chronic Lower Respiratory Disease                      | 1,053                          | 2.90   |
|             | ALL CAUSES   | 36,354                         | 100.00   |

PUNCA : KEMENTERIAN KESIHATAN MALAYSIA.  
Source : Ministry of Health Malaysia.

**JADUAL 4.6. : KADAR KES KEMATIAN DI HOSPITAL MALAYSIA, 2003.**  
Table 4.6. : *Hospital Case Fatality Rate, Malaysia, 2003.*

| KAWASAN<br><i>Region</i>   | SEMENANJUNG MALAYSIA<br><i>Peninsular Malaysia</i> | SABAH   | SARAWAK | MALAYSIA  |
|--|--|---------|---------|-----------|
| JUMLAH KEMATIAN DI HOSPITAL KERAJAAN<br><i>Total No. of Deaths in Government Hospitals</i>     | 30,044   | 3,614   | 2,696   | 36,354    |
| JUMLAH DISCAJ DI HOSPITAL KERAJAAN<br><i>Total No. of Discharges in Government Hospitals</i>   | 1,392,789  | 166,134 | 156,229 | 1,715,152 |
| KADAR KES KEMATIAN DI HOSPITAL KERAJAAN<br><i>Case Fatality Rate in Government Hospitals %</i> | 2.16   | 2.18    | 1.73    | 2.12      |

PUNCA : KEMENTERIAN KESIHATAN – UNIT SISTEM MAKLUMAT DAN DOKUMENTASI.  
Source : *Ministry of Health – Information and Documentation System Unit.*

**JADUAL 4.7. : INDEKS UNDANG-UNDANG KESIHATAN MALAYSIA SEHINGGA TAHUN 2003.**

Table 4.7. : *Index of Health Legislation, Malaysia, Up to 2003.*

A. UNDANG-UNDANG KESIHATAN DI MALAYSIA, 2003.  
*Health Laws in Malaysia, 2003.*

| BIL.<br>No. | TAJUK<br>Title   |
|-------------|--|
| 1.          | AKTA DADAH BERBAHAYA 1952 (DISEMAK - 2002).<br><i>Dangerous Drugs Act, 1952 (Revised-2002)</i>                             |
| 2.          | AKTA PERGIGIAN, 1971 (DISEMAK - 2001).<br><i>Dental Act. 1971 (Revised - 2001.)</i>  |
| 3.          | AKTA PERMUSNAHAN SERANGGA PEMBAWA PENYAKIT, 1975.<br><i>Destruction of Disease - Bearing Insects Act, 1975.</i>            |
| 4.          | AKTA (PENDAFTARAN) PEMBANTU HOSPITAL ESTET, 1965.<br><i>Estate Hospital Assistants' (Registration) Act. 1965</i>           |
| 5.          | AKTA PENJUALAN DADAH 1952 (DISEMAK 1989).<br><i>Sales of Drugs Act. 1952 (Revised - 1989)</i>                              |
| 6.          | PERINTAH FEES (PERUBATAN), 1976.<br><i>Fees (Medical) Order, 1976.</i>   |
| 7.          | AKTA PENDAFTARAN PEMBANTU PERUBATAN, 1977.<br><i>Medical Assistant Registration Act, 1977.</i>                             |
| 8.          | AKTA TISU MANUSIA, 1974.<br><i>Human Tissues Act, 1974.</i>  |
| 9.          | AKTA HIDROGEN SAINAID (FUMIGASI) 1952, (DISEMAK - 1991).<br><i>Hydrogen Cynaide (Fumigation) Act 1942 (Revised - 1991)</i> |

**A. (SAMBUNGAN)**  
(Cont'd.)

| BIL.<br>No. | TAJUK<br>Title   |
|-------------|--|
| 10.         | AKTA PERUBATAN, 1971 (DISEMAK - 2002).<br><i>Medical Act, 1971 (Revised - 2002)</i>  |
| 11.         | AKTA UBAT (IKLAN DAN PENJUALAN), 1956 (DISEMAK - 1984).<br><i>Medicines (Advertisement and Sales) Act, 1956(Revised - 1984).</i> |
| 12.         | AKTA KESIHATAN MENTAL 2001.<br><i>Mental Health Act. 2001.</i>   |
| 13.         | AKTA BIDAN, 1966 (DISEMAK 1990).<br><i>Midwife Act, 1966 (Revised 1990).</i>   |
| 14.         | AKTA JURURAWAT 1950 (DISEMAK 1969).<br><i>Nurses Act, 1950 (Revised 1969).</i>   |
| 15.         | AKTA PENCEGAHAN DAN PENYAKIT BERJANGKIT 1988.<br><i>Prevention and Control of Infectious Diseases Act 1988.</i>                  |
| 16.         | AKTA KEMUDAHAN DAN PERKHIDMATAN JAGAAN SWASTA 1998.<br><i>Private Health Care Facilities And Services Act. 1998.</i>             |
| 17.         | AKTA RACUN, 1952 (DISEMAK 2001).<br><i>Poisons Act, 1952 (Revised 2001).</i>   |
| 18.         | AKTA OPTIK 1991.<br><i>Optic Act, 1991.</i>  |
| 19.         | AKTA PENDAFTARAN AHLI FARMASI 1951 (DISEMAK 1989).<br><i>Registration of Pharmacists Act 1951 (Revised 1989).</i>                |
| 20.         | AKTA MAKANAN 1983 (DISEMAK 2001).<br><i>Food Act 1983 (Revised 2001).</i>  |

**B. UNDANG-UNDANG YANG ADA KAITAN DENGAN KESIHATAN, MALAYSIA, 2003.**  
*Health Related Laws, Malaysia, 2003.*

| BIL.<br>No. | TAJUK<br>Title   |
|-------------|--|
| 21.         | AKTA PERLESENAN TENAGA ATOM 1984.<br><i>Atomic Energy Licensing Act, 1984.</i>   |
| 22.         | AKTA PERANCANGAN KELUARGA 1966.<br><i>Family Planning Act. 1966.</i>   |
| 23.         | AKTA PENDAFTARAN KELAHIRAN DAN KEMATIAN, 1957 (DISEMAK - 1983).<br><i>Birth and Deaths Registration Act, 1957 (Revised - 1983)</i> |
| 24.         | KANUN ACARA JENAYAH.<br><i>Criminal Procedure Code.</i>  |
| 25.         | KANUN KESIKSAAN.<br><i>Penal Code.</i>   |
| 26.         | AKTA PENDIDIKAN, 1961.<br><i>Education Act, 1961.</i>  |
| 27.         | AKTA KETERANGAN, 1950.<br><i>Evidence Act, 1950.</i>   |
| 28.         | AKTA KILANG DAN JENTERA, 1967 (DISEMAK - 1978).<br><i>Factories and Machinery ( Amendment) Act, 1978.</i>                          |
| 29.         | AKTA IKLAN LUCAH, 1953 (DISEMAK - 1981).<br><i>Indecent Advertisement Act, 1953 (Revised - 1981)</i>                               |
| 30.         | PENDAFTARAN KELAHIRAN DAN KEMATIAN (PERUNTUKAN KHAS) 1975.<br><i>Registration of Birth and Deaths (Special Provision), 1975.</i>   |



**B. (SAMBUNGAN)**  
(Cont'd)

| BIL.<br>No. | TAJUK<br>Title  |
|-------------|---|
| 31.         | AKTA PERIHAL PERDAGANGAN, 1972.<br><i>Trade Description Act, 1972.</i>  |
| 32.         | AKTA PAMPASAN PEKERJA 1952 (DISEMAK - 1982).<br><i>Workers Compensation Act 1952 (Revised - 1982).</i>                                      |
| 33.         | AKTA STANDARD-STANDARD MINIMA PERUMAHAN DAN KEMUDAHAN PEKERJA 1990.<br><i>Workers Minimum Standards of Housing and Amenities Act, 1990.</i> |
| 34.         | AKTA ASUHAN KANAK-KANAK, 1984.<br><i>Care Act, 1984.</i>  |
| 35.         | KANUN TANAH NEGARA 1965.<br><i>National Land Code 1965.</i>   |
| 36.         | AKTA TAFSIRAN 1948 DAN 1967 (DISATUKAN DAN DISEMAK 1989).<br><i>Interpretation Act 1948 and 1967 ( Consolidated and Revised 1989).</i>      |
| 37.         | AKTA PENGAMBILAN BALIK TANAH, 1960.<br><i>Land Acquisition Act, 1960.</i>   |
| 38.         | PERLEMBAGAAN PERSEKUTUAN.<br><i>Federal Constitution.</i>   |
| 39.         | AKTA HAK CIPTA 1987.<br><i>Copyright Act 1987.</i>  |
| 40.         | ENAKMEN DAGANGAN MERBAHAYA FMS CAP 91.<br><i>Dangrous Trades Anactment FMS Cap 91.</i>  |

**B. (SAMBUNGAN)**  
(Cont'd.)

| BIL.<br>No. | TAJUK<br>Title  |
|-------------|---|
| 41.         | ORDINAN SEKOLAH (PERATURAN AM) 1952.<br><i>School (General Regulations) Ordinance 1952.</i>     |
| 42.         | AKTA KERAJAAN TEMPATAN 1976.<br><i>Local Government Act 1976.</i>                               |
| 43.         | AKTA PERLINDUNGAN KANAK-KANAK 1991.<br><i>Child Protection Act 1991.</i>                        |
| 44.         | AKTA RACUN MAKHLUK PEROSAK 1974.<br><i>Pesticides Act 1974.</i>                                 |
| 45.         | AKTA KESELAMATAN DAN KESIHATAN PEKERJA 1994.<br><i>Occupational Safety and Health Act 1994.</i> |

PUNCA : KEMENTERIAN KESIHATAN MALAYSIA.  
Source : *Ministry of Health Malaysia.*

**JADUAL 4.8. : BILANGAN PEGAWAI-PEGAWAI PERUBATAN YANG DIBERIKAN SIJIL AMALAN TAHUNAN, MALAYSIA 2003.**  
Table 4.8. : Number of Medical Practitioners issued with Annual Practising Certificate, Malaysia 2003.

| NEGERI<br>State      | SEKTOR AWAM<br>Public Sector |                      |                 | SEKTOR<br>SWASTA<br>Private<br>Sector | JUMLAH<br>Total | NISBAH PEGAWAI<br>PERUBATAN:<br>PENDUDUK<br>Medical Practitioner : Population Ratio |
|----------------------|------------------------------|----------------------|-----------------|---------------------------------------|-----------------|---|
|                      | KKM<br>Moh                   | BUKAN KKM<br>Non Moh | JUMLAH<br>Total |                                       |                 |   |
| Perlis               | 88                           | 1                    | 89              | 41                                    | 130             | 1: 1,676  |
| Kedah                | 421                          | 6                    | 427             | 494                                   | 921             | 1: 1,931  |
| Pinang               | 690                          | 8                    | 698             | 869                                   | 1,567           | 1: 904  |
| Perak                | 633                          | 21                   | 654             | 855                                   | 1,509           | 1: 1,454  |
| Selangor             | 453                          | 86                   | 539             | 1,950                                 | 2,489           | 1: 1,807  |
| W.P. Kuala Lumpur    | 790                          | 902                  | 1,692           | 1,680                                 | 3,372           | 1: 445  |
| N.Sembilan           | 611                          | 6                    | 617             | 373                                   | 990             | 1: 923  |
| Melaka               | 198                          | 23                   | 221             | 383                                   | 604             | 1: 1,138  |
| Johor                | 897                          | 12                   | 909             | 915                                   | 1,824           | 1: 1,622  |
| Pahang               | 439                          | 1                    | 440             | 368                                   | 808             | 1: 1,699  |
| Terengganu           | 171                          | 0                    | 171             | 232                                   | 403             | 1: 2,397  |
| Kelantan             | 399                          | 342                  | 741             | 278                                   | 1,019           | 1: 1,426  |
| <b>SEM. MALAYSIA</b> | <b>5,790</b>                 | <b>1,408</b>         | <b>7,198</b>    | <b>8,438</b>                          | <b>15,636</b>   | <b>1: 1,276</b>   |
| SABAH                | 821                          | 3                    | 824             | 401                                   | 1,225           | 1: 2,348  |
| SARAWAK              | 900                          | 24                   | 924             | 406                                   | 1,330           | 1: 1,665  |
| <b>MALAYSIA</b>      | <b>7,511</b>                 | <b>1,435</b>         | <b>8,946</b>    | <b>9,245</b>                          | <b>18,191</b>   | <b>1: 1,377</b>   |

PUNCA : UNIT SISTEM MAKLUMAT DAN DOKUMENTASI, KEMENTERIAN KESIHATAN MALAYSIA.  
Source : Information and Documentation System Unit, Ministry of Health Malaysia

**JADUAL 4.9. : BILANGAN PEGAWAI-PEGAWAI PERGIGIAN YANG DIBERIKAN SIJIL AMALAN TAHUNAN, MALAYSIA 2003.**  
Table 4.9. : Number of Dental Practitioners issued with Annual Practising Certificate, Malaysia 2003.

| NEGERI<br>State      | SEKTOR AWAM<br>Public Sector |                      |                 | SEKTOR<br>SWASTA<br>Private<br>Sector | JUMLAH<br>Total | NISBAH PEGAWAI<br>PERGIGIAN :<br>PENDUDUK<br>Dental Practitioner : Population Ratio |
|----------------------|------------------------------|----------------------|-----------------|---------------------------------------|-----------------|---|
|                      | KKM<br>Moh                   | BUKAN KKM<br>Non Moh | JUMLAH<br>Total |                                       |                 |   |
| Perlis               | 12                           | 0                    | 12              | 4                                     | 16              | 1: 13,619   |
| Kedah                | 56                           | 0                    | 56              | 48                                    | 104             | 1: 17,098   |
| Pinang               | 60                           | 4                    | 64              | 116                                   | 180             | 1: 7,872  |
| Perak                | 70                           | 5                    | 75              | 98                                    | 173             | 1: 12,682   |
| Selangor             | 95                           | 11                   | 106             | 379                                   | 485             | 1: 9,274  |
| W.P. Kuala Lumpur    | 86                           | 129                  | 215             | 324                                   | 539             | 1: 2,786  |
| N.Sembilan           | 55                           | 3                    | 58              | 46                                    | 104             | 1: 8,782  |
| Melaka               | 42                           | 5                    | 47              | 40                                    | 87              | 1: 7,898  |
| Johor                | 84                           | 3                    | 87              | 153                                   | 240             | 1: 12,331   |
| Pahang               | 60                           | 1                    | 61              | 43                                    | 104             | 1: 13,197   |
| Terengganu           | 45                           | 1                    | 46              | 30                                    | 76              | 1: 12,712   |
| Kelantan             | 58                           | 15                   | 73              | 32                                    | 105             | 1: 13,838   |
| <b>SEM. MALAYSIA</b> | <b>723</b>                   | <b>177</b>           | <b>900</b>      | <b>1,313</b>                          | <b>2,213</b>    | <b>1: 9,019</b>   |
| SABAH                | 36                           | 4                    | 40              | 63                                    | 103             | 1: 27,919   |
| SARAWAK              | 50                           | 2                    | 52              | 50                                    | 102             | 1: 21,709   |
| <b>MALAYSIA</b>      | <b>809</b>                   | <b>183</b>           | <b>992</b>      | <b>1,426</b>                          | <b>2,418</b>    | <b>1: 10,359</b>  |

PUNCA : UNIT SISTEM MAKLUMAT DAN DOKUMENTASI, KEMENTERIAN KESIHATAN MALAYSIA.  
Source : Information and Documentation System Unit, Ministry of Health Malaysia

**JADUAL 4.10. : BILANGAN PEGAWAI-PEGAWAI FARMASI YANG DIBERIKAN SIJIL PENGEKALAN TAHUNAN, MALAYSIA 2003.**  
Table 4.10. : Number of Pharmacists issued with Annual Retention Practising Certificate, Malaysia 2003.

| NEGERI<br>State      | SEKTOR AWAM<br>Public Sector |                      |                 | SEKTOR<br>SWASTA<br>Private<br>Sector | JUMLAH<br>Total | NISBAH PEGAWAI<br>FARMASI :<br>PENDUDUK<br>Pharmacists Practitioner :<br>Population Ratio |              |
|----------------------|------------------------------|----------------------|-----------------|---------------------------------------|-----------------|---|--------------|
|                      | KKM<br>Moh                   | BUKAN KKM<br>Non Moh | JUMLAH<br>Total |                                       |                 |   |              |
| Perlis               | 13                           | 0                    | 13              | 13                                    | 26              | 1:  | 8,381        |
| Kedah                | 35                           | 0                    | 35              | 114                                   | 149             | 1:  | 11,934       |
| Pinang               | 38                           | 28                   | 66              | 230                                   | 296             | 1:  | 4,787        |
| Perak                | 53                           | 6                    | 59              | 157                                   | 216             | 1:  | 10,157       |
| Selangor             | 166                          | 24                   | 190             | 811                                   | 1,001           | 1:  | 4,494        |
| W.P. Kuala Lumpur    | 48                           | 76                   | 124             | 373                                   | 497             | 1:  | 3,022        |
| N.Sembilan           | 21                           | 9                    | 30              | 50                                    | 80              | 1:  | 11,416       |
| Melaka               | 18                           | 0                    | 18              | 55                                    | 73              | 1:  | 9,412        |
| Johor                | 55                           | 7                    | 62              | 161                                   | 223             | 1:  | 13,271       |
| Pahang               | 37                           | 0                    | 37              | 40                                    | 77              | 1:  | 17,825       |
| Terengganu           | 30                           | 3                    | 33              | 26                                    | 59              | 1:  | 16,375       |
| Kelantan             | 29                           | 26                   | 55              | 63                                    | 118             | 1:  | 12,314       |
| <b>SEM. MALAYSIA</b> | <b>543</b>                   | <b>179</b>           | <b>722</b>      | <b>2,093</b>                          | <b>2,815</b>    | <b>1:</b>   | <b>7,090</b> |
| SABAH                | 43                           | 0                    | 43              | 78                                    | 121             | 1:  | 23,766       |
| SARAWAK              | 33                           | 0                    | 33              | 135                                   | 168             | 1:  | 13,180       |
| <b>MALAYSIA</b>      | <b>619</b>                   | <b>179</b>           | <b>798</b>      | <b>2,306</b>                          | <b>3,104</b>    | <b>1:</b>   | <b>8,070</b> |

PUNCA : UNIT SISTEM MAKLUMAT DAN DOKUMENTASI, KEMENTERIAN KESIHATAN MALAYSIA.  
Source : Information and Documentation System Unit, Ministry of Health Malaysia

**JADUAL 4.11. : BILANGAN JURURAWAT MENGIKUT NEGERI DAN SEKTOR, MALAYSIA 2003.**  
Table 4.11. : Number of Nurses by State and Sector, Malaysia 2003.

| NEGERI<br>State      | SEKTOR AWAM<br>Public Sector |                      |                 | SEKTOR<br>SWASTA<br>Private<br>Sector | JUMLAH<br>Total | NISBAH JURURAWAT<br>PENDUDUK<br>Nurses : Population Ratio |               |               |
|----------------------|------------------------------|----------------------|-----------------|---------------------------------------|-----------------|---|---------------|---------------|
|                      | KKM<br>Moh                   | BUKAN KKM<br>Non Moh | JUMLAH<br>Total |                                       |                 |   |               |               |
| Perlis               | 495                          | NOT AVAILABLE        | 495             | NOT AVAILABLE                         | 495             | 1: 440  |               |               |
| Kedah                | 2,084                        |                      | 2,084           |                                       | 2,084           | 1: 853  |               |               |
| Pinang               | 1,717                        |                      | 1,717           |                                       | 1,717           | 1: 825  |               |               |
| Perak                | 2,931                        |                      | 2,931           |                                       | 2,931           | 1: 749  |               |               |
| Selangor             | 2,677                        |                      | 2,677           |                                       | 2,677           | 1: 1,680  |               |               |
| W.P. Kuala Lumpur    | 2,601                        |                      | 2,601           |                                       | 2,601           | 1: 577  |               |               |
| N.Sembilan           | 1,167                        |                      | 1,167           |                                       | 11,167          | 1: 783  |               |               |
| Melaka               | 929                          |                      | 929             |                                       | 929             | 1: 740  |               |               |
| Johor                | 3,151                        |                      | 3,151           |                                       | 3,151           | 1: 939  |               |               |
| Pahang               | 1,824                        |                      | 1,824           |                                       | 1,824           | 1: 752  |               |               |
| Terengganu           | 1,358                        |                      | 1,358           |                                       | 1,358           | 1: 711  |               |               |
| Kelantan             | 1,671                        |                      | 1,671           |                                       | 1,671           | 1: 870  |               |               |
| <b>SEM. MALAYSIA</b> | <b>22,605</b>                |                      |                 |                                       | <b>22,605</b>   |   | <b>22,605</b> | <b>1: 883</b> |
| SABAH                | 2,482                        |                      |                 |                                       | 2,482           |   | 2,482         | 1: 1,159      |
| SARAWAK              | 2,002                        |                      | 2,002           |                                       | 2,002           | 1: 1,106  |               |               |
| <b>MALAYSIA</b>      | <b>27,089</b>                |                      | <b>27,089</b>   | <b>9,695</b>                          | <b>36,784</b>   | <b>1: 681</b>   |               |               |

PUNCA : UNIT SISTEM MAKLUMAT DAN DOKUMENTASI, KEMENTERIAN KESIHATAN MALAYSIA.  
Source : Information and Documentation System Unit, Ministry of Health Malaysia

**JADUAL 4.12. : BILANGAN JURURAWAT DESA & BIDAN BAHAGIAN II MENGIKUT SEKTOR , MALAYSIA 2003.**  
Table 4.12. : Number of Rural Nurses And Midwives Division II by Sector, Malaysia 2003.

| NEGERI<br>State      | SEKTOR AWAM<br>Public Sector |                                  |                 | SEKTOR<br>SWASTA<br>Private<br>Sector | JUMLAH<br>Total | NISBAH JURURAWAT<br>DESA :<br>PENDUDUK<br>Rural Nurse : Population Ratio |
|----------------------|------------------------------|----------------------------------|-----------------|---------------------------------------|-----------------|--|
|                      | J. DESA<br>R. Nurse          | BIDAN BHG. II<br>Midwives Div II | JUMLAH<br>Total |                                       |                 |  |
| Perlis               | 161                          | 19                               | 180             | NOT AVAILABLE                         | 180             | 1: 1,211   |
| Kedah                | 779                          | 132                              | 911             |                                       | 911             | 1: 1,952   |
| Pinang               | 455                          | 57                               | 512             |                                       | 512             | 1: 2,767   |
| Perak                | 936                          | 123                              | 1,059           |                                       | 1,059           | 1: 2,072   |
| Selangor             | 914                          | 78                               | 992             |                                       | 992             | 1: 4,534   |
| W.P. Kuala Lumpur    | 218                          | 17                               | 235             |                                       | 235             | 1: 6,391   |
| N.Sembilan           | 325                          | 69                               | 394             |                                       | 394             | 1: 2,318   |
| Melaka               | 169                          | 22                               | 191             |                                       | 191             | 1: 3,597   |
| Johor                | 962                          | 168                              | 1,130           |                                       | 1,130           | 1: 2,619   |
| Pahang               | 748                          | 89                               | 837             |                                       | 837             | 1: 1,640   |
| Terengganu           | 542                          | 93                               | 635             |                                       | 635             | 1: 1,521   |
| Kelantan             | 761                          | 164                              | 925             |                                       | 925             | 1: 1,571   |
| <b>SEM. MALAYSIA</b> | <b>6,970</b>                 | <b>1,031</b>                     | <b>8,001</b>    |                                       | <b>8,001</b>    | <b>1: 2,494</b>  |
| SABAH                | 1,322                        | 0                                | 1,322           |                                       | 1,322           | 1: 2,175   |
| SARAWAK              | 1,920                        | 50                               | 1,970           | 1,970                                 | 1: 1,124        |  |
| <b>MALAYSIA</b>      | <b>10,212</b>                | <b>1,081</b>                     | <b>11,293</b>   | <b>317</b>                            | <b>11,610</b>   | <b>1: 2,157</b>  |

PUNCA : UNIT SISTEM MAKLUMAT DAN DOKUMENTASI, KEMENTERIAN KESIHATAN MALAYSIA.  
Source : Information and Documentation System Unit, Ministry of Health Malaysia

**JADUAL 4.13. : BILANGAN PENOLONG JURURAWAT MENGIKUT SEKTOR, MALAYSIA 2003.**  
Table 4.13. : Number of Assistant Nurses by Sector, Malaysia 2003.

| NEGERI<br>State      | SEKTOR AWAM<br>Public Sector |                      |                 | SEKTOR<br>SWASTA<br>Private<br>Sector | JUMLAH<br>Total | NISBAH PENOLONG<br>JURURAWAT:<br>PENDUDUK<br>Assistant Nurse : Population Ratio |              |                 |
|----------------------|------------------------------|----------------------|-----------------|---------------------------------------|-----------------|---|--------------|-----------------|
|                      | KKM<br>Moh                   | BUKAN KKM<br>Non Moh | JUMLAH<br>Total |                                       |                 |   |              |                 |
| Perlis               | 73                           | NOT AVAILABLE        | 73              | NOT AVAILABLE                         | 73              | 1: 2,985  |              |                 |
| Kedah                | 359                          |                      | 359             |                                       | 359             | 1: 4,953  |              |                 |
| Pinang               | 197                          |                      | 197             |                                       | 197             | 1: 7,192  |              |                 |
| Perak                | 544                          |                      | 544             |                                       | 544             | 1: 4,033  |              |                 |
| Selangor             | 308                          |                      | 308             |                                       | 308             | 1: 14,604   |              |                 |
| W.P. Kuala Lumpur    | 276                          |                      | 276             |                                       | 276             | 1: 5,441  |              |                 |
| N.Sembilan           | 235                          |                      | 235             |                                       | 235             | 1: 3,886  |              |                 |
| Melaka               | 105                          |                      | 105             |                                       | 105             | 1: 6,544  |              |                 |
| Johor                | 537                          |                      | 537             |                                       | 537             | 1: 5,511  |              |                 |
| Pahang               | 296                          |                      | 296             |                                       | 296             | 1: 4,637  |              |                 |
| Terengganu           | 213                          |                      | 213             |                                       | 213             | 1: 4,536  |              |                 |
| Kelantan             | 331                          |                      | 331             |                                       | 331             | 1: 4,390  |              |                 |
| <b>SEM. MALAYSIA</b> | <b>3,474</b>                 |                      |                 |                                       | <b>3,474</b>    |   | <b>3,474</b> | <b>1: 5,745</b> |
| SABAH                | 1,138                        |                      |                 |                                       | 1,138           |   | 1,138        | 1: 2,527        |
| SARAWAK              | 171                          |                      | 171             |                                       | 171             | 1: 12,949   |              |                 |
| <b>MALAYSIA</b>      | <b>4,783</b>                 |                      | <b>4,783</b>    | <b>2,250</b>                          | <b>7,033</b>    | <b>1: 3,562</b>   |              |                 |

PUNCA : UNIT SISTEM MAKLUMAT DAN DOKUMENTASI, KEMENTERIAN KESIHATAN MALAYSIA.  
Source : Information and Documentation System Unit, Ministry of Health Malaysia



**JADUAL 4.14. : BILANGAN PEMBANTU PERUBATAN MENGIKUT SEKTOR , MALAYSIA 2003.**  
Table 4.14. : Number of Medical Assistants by Sector, Malaysia 2003.

| NEGERI<br>State      | SEKTOR AWAM<br>Public Sector |                      |                 | SEKTOR<br>SWASTA<br>Private<br>Sector | JUMLAH<br>Total | NISBAH PEMBANTU<br>PERUBATAN :<br>PENDUDUK<br>Medical Assistant : Population Ratio |
|----------------------|------------------------------|----------------------|-----------------|---------------------------------------|-----------------|--|
|                      | KKM<br>Moh                   | BUKAN KKM<br>Non Moh | JUMLAH<br>Total |                                       |                 |  |
| Perlis               | 96                           | 1                    | 97              | 3                                     | 100             | 1: 2,179   |
| Kedah                | 348                          | 5                    | 353             | 13                                    | 366             | 1: 4,858   |
| Pinang               | 277                          | 6                    | 283             | 40                                    | 323             | 1: 4,387   |
| Perak                | 598                          | 87                   | 685             | 20                                    | 705             | 1: 3,112   |
| Selangor             | 373                          | 20                   | 393             | 50                                    | 443             | 1: 10,154  |
| W.P. Kuala Lumpur    | 278                          | 20                   | 298             | 129                                   | 427             | 1: 3,517   |
| N.Sembilan           | 267                          | 13                   | 280             | 21                                    | 301             | 1: 3,034   |
| Melaka               | 185                          | 21                   | 206             | 29                                    | 235             | 1: 2,924   |
| Johor                | 592                          | 43                   | 635             | 26                                    | 661             | 1: 4,477   |
| Pahang               | 355                          | 15                   | 370             | 12                                    | 382             | 1: 3,593   |
| Terengganu           | 208                          | 12                   | 220             | 23                                    | 243             | 1: 3,976   |
| Kelantan             | 297                          | 43                   | 340             | 25                                    | 365             | 1: 3,981   |
| <b>SEM. MALAYSIA</b> | <b>3,874</b>                 | <b>286</b>           | <b>4,160</b>    | <b>391</b>                            | <b>4,551</b>    | <b>1: 4,385</b>  |
| SABAH                | 502                          | 20                   | 522             | 63                                    | 585             | 1: 4,916   |
| SARAWAK              | 794                          | 28                   | 822             | 102                                   | 924             | 1: 2,396   |
| <b>MALAYSIA</b>      | <b>5,170</b>                 | <b>334</b>           | <b>5,504</b>    | <b>556</b>                            | <b>6,060</b>    | <b>1: 4,133</b>  |

PUNCA : UNIT SISTEM MAKLUMAT DAN DOKUMENTASI, KEMENTERIAN KESIHATAN MALAYSIA.  
Source : Information and Documentation System Unit, Ministry of Health Malaysia

**JADUAL 4.15. : BILANGAN PEMBANTU FARMASI MENGIKUT SEKTOR , MALAYSIA 2003.**  
Table 4.15. : Number of Pharmaceutical Assistants by Sector, Malaysia 2003.

| NEGERI<br>State      | SEKTOR AWAM<br>Public Sector |                      |                 | SEKTOR<br>SWASTA<br>Private<br>Sector | JUMLAH<br>Total | NISBAH PEMBANTU<br>FARMASI :<br>PENDUDUK<br>Pharmaceutical Asst. : Population Ratio |
|----------------------|------------------------------|----------------------|-----------------|---------------------------------------|-----------------|---|
|                      | KKM<br>Moh                   | BUKAN KKM<br>Non Moh | JUMLAH<br>Total |                                       |                 |   |
| Perlis               | 27                           | 0                    | 27              | NOT AVAILABLE                         | 27              | 1: 8,070  |
| Kedah                | 157                          | 0                    | 157             |                                       | 157             | 1: 11,326   |
| Pinang               | 107                          | 0                    | 107             |                                       | 107             | 1: 13,242   |
| Perak                | 246                          | 0                    | 246             |                                       | 246             | 1: 8,919  |
| Selangor             | 169                          | 48                   | 217             |                                       | 217             | 1: 20,729   |
| W.P. Kuala Lumpur    | 186                          | 61                   | 247             |                                       | 247             | 1: 6,080  |
| N.Sembilan           | 95                           | 0                    | 95              |                                       | 95              | 1: 9,614  |
| Melaka               | 74                           | 0                    | 74              |                                       | 74              | 1: 9,285  |
| Johor                | 231                          | 0                    | 231             |                                       | 231             | 1: 12,811   |
| Pahang               | 164                          | 0                    | 164             |                                       | 164             | 1: 8,369  |
| Terengganu           | 116                          | 0                    | 116             |                                       | 116             | 1: 8,328  |
| Kelantan             | 162                          | 36                   | 198             |                                       | 198             | 1: 7,338  |
| <b>SEM. MALAYSIA</b> | <b>1,734</b>                 | <b>145</b>           | <b>1,879</b>    |                                       | <b>1,879</b>    | <b>1: 10,622</b>  |
| SABAH                | 335                          | 0                    | 335             |                                       | 335             | 1: 8,584  |
| SARAWAK              | 297                          | 0                    | 297             | 297                                   | 1: 7,456        |   |
| <b>MALAYSIA</b>      | <b>2,366</b>                 | <b>145</b>           | <b>2,511</b>    | <b>2,511</b>                          | <b>1: 9,975</b> |   |

PUNCA : UNIT SISTEM MAKLUMAT DAN DOKUMENTASI, KEMENTERIAN KESIHATAN MALAYSIA.  
Source : Information and Documentation System Unit, Ministry of Health Malaysia

**JADUAL 4.16. : BILANGAN JURURAWAT PERGIGIAN MENGIKUT SEKTOR , MALAYSIA 2003.**  
Table 4.16. : Number of Dental Nurses by Sector, Malaysia 2003.

| NEGERI<br>State      | SEKTOR AWAM<br>Public Sector |                      |                 | SEKTOR<br>SWASTA<br>Private<br>Sector | JUMLAH<br>Total | NISBAH JURURAWAT<br>PERGIGIAN :<br>PENDUDUK<br>Dental Nurse : Population Ratio |              |                  |
|----------------------|------------------------------|----------------------|-----------------|---------------------------------------|-----------------|--|--------------|------------------|
|                      | KKM<br>Moh                   | BUKAN KKM<br>Non Moh | JUMLAH<br>Total |                                       |                 |  |              |                  |
| Perlis               | 37                           | NOT AVAILABLE        | 37              | NOT AVAILABLE                         | 37              | 1: 5,889   |              |                  |
| Kedah                | 124                          |                      | 124             |                                       | 124             | 1: 14,340  |              |                  |
| Pinang               | 131                          |                      | 131             |                                       | 131             | 1: 10,816  |              |                  |
| Perak                | 166                          |                      | 166             |                                       | 166             | 1: 13,217  |              |                  |
| Selangor             | 139                          |                      | 139             |                                       | 139             | 1: 32,360  |              |                  |
| W.P. Kuala Lumpur    | 89                           |                      | 89              |                                       | 89              | 1: 16,874  |              |                  |
| N.Sembilan           | 81                           |                      | 81              |                                       | 81              | 1: 11,275  |              |                  |
| Melaka               | 62                           |                      | 62              |                                       | 62              | 1: 11,082  |              |                  |
| Johor                | 135                          |                      | 135             |                                       | 135             | 1: 21,921  |              |                  |
| Pahang               | 142                          |                      | 142             |                                       | 142             | 1: 9,665   |              |                  |
| Terengganu           | 97                           |                      | 97              |                                       | 97              | 1: 9,960   |              |                  |
| Kelantan             | 149                          |                      | 149             |                                       | 149             | 1: 9,752   |              |                  |
| <b>SEM. MALAYSIA</b> | <b>1,352</b>                 |                      |                 |                                       | <b>1,352</b>    |  | <b>1,352</b> | <b>1: 14,762</b> |
| SABAH                | 224                          |                      |                 |                                       | 224             |  | 224          | 1: 12,838        |
| SARAWAK              | 312                          |                      | 312             |                                       | 312             | 1: 7,097   |              |                  |
| <b>MALAYSIA</b>      | <b>1,888</b>                 |                      | <b>1,888</b>    |                                       | <b>1,888</b>    | <b>1: 13,267</b>   |              |                  |

PUNCA : UNIT SISTEM MAKLUMAT DAN DOKUMENTASI, KEMENTERIAN KESIHATAN MALAYSIA.  
Source : Information and Documentation System Unit, Ministry of Health Malaysia

**JADUAL 4.17. : BILANGAN JURUTEKNIK PERGIGIAN MENGIKUT SEKTOR , MALAYSIA 2003.**  
Table 4.17. : Number of Dental Technicians by Sector, Malaysia 2003.

| NEGERI<br>State      | SEKTOR AWAM<br>Public Sector |                      |                 | SEKTOR<br>SWASTA<br>Private<br>Sector | JUMLAH<br>Total  | NISBAH JURUTEKNIK<br>PERGIGIAN :<br>PENDUDUK<br>Dental Technician : Population Ratio |
|----------------------|------------------------------|----------------------|-----------------|---------------------------------------|------------------|--|
|                      | KKM<br>Moh                   | BUKAN KKM<br>Non Moh | JUMLAH<br>Total |                                       |                  |  |
| Perlis               | 11                           | -                    | 11              | NOT AVAILABLE                         | 11               | 1: 19,809  |
| Kedah                | 47                           | -                    | 47              |                                       | 47               | 1: 37,834  |
| Pinang               | 38                           | -                    | 38              |                                       | 38               | 1: 37,287  |
| Perak                | 48                           | -                    | 48              |                                       | 48               | 1: 45,708  |
| Selangor             | 48                           | -                    | 48              |                                       | 48               | 1: 93,710  |
| W.P. Kuala Lumpur    | 25                           | 47                   | 72              |                                       | 72               | 1: 20,858  |
| N.Sembilan           | 34                           | -                    | 34              |                                       | 34               | 1: 26,862  |
| Melaka               | 21                           | -                    | 21              |                                       | 21               | 1: 32,719  |
| Johor                | 50                           | -                    | 50              |                                       | 50               | 1: 59,188  |
| Pahang               | 42                           | -                    | 42              |                                       | 42               | 1: 32,679  |
| Terengganu           | 39                           | -                    | 39              |                                       | 39               | 1: 24,772  |
| Kelantan             | 55                           | 7                    | 62              |                                       | 62               | 1: 23,435  |
| <b>SEM. MALAYSIA</b> | <b>458</b>                   | <b>54</b>            | <b>512</b>      |                                       | <b>512</b>       | <b>1: 38,981</b>   |
| SABAH                | 43                           | -                    | 43              |                                       | 43               | 1: 66,877  |
| SARAWAK              | 70                           | -                    | 70              | 70                                    | 1: 31,633        |  |
| <b>MALAYSIA</b>      | <b>571</b>                   | <b>54</b>            | <b>625</b>      | <b>625</b>                            | <b>1: 40,077</b> |  |

PUNCA : UNIT SISTEM MAKLUMAT DAN DOKUMENTASI, KEMENTERIAN KESIHATAN MALAYSIA.  
Source : Information and Documentation System Unit, Ministry of Health Malaysia

**JADUAL 4.18. : BILANGAN PEMBANTU PEMBEDAHAN PERGIGIAN MENGIKUT SEKTOR , MALAYSIA 2003.**  
Table 4.18. : Number of Dental Surgery Assistants by Sector, Malaysia 2003.

| NEGERI<br>State      | SEKTOR AWAM<br>Public Sector |                      |                 | SEKTOR<br>SWASTA<br>Private<br>Sector | JUMLAH<br>Total | NISBAH PEMBANTU<br>PEMBEDAHAN PERGIGIAN :<br>PENDUDUK<br>Dental Surgery Asst. : Population Ratio |              |                  |
|----------------------|------------------------------|----------------------|-----------------|---------------------------------------|-----------------|--|--------------|------------------|
|                      | KKM<br>Moh                   | BUKAN KKM<br>Non Moh | JUMLAH<br>Total |                                       |                 |  |              |                  |
| Perlis               | 53                           | NOT AVAILABLE        | 53              | NOT AVAILABLE                         | 53              | 1: 4,111   |              |                  |
| Kedah                | 117                          |                      | 117             |                                       | 117             | 1: 15,198  |              |                  |
| Pinang               | 123                          |                      | 123             |                                       | 123             | 1: 11,520  |              |                  |
| Perak                | 189                          |                      | 189             |                                       | 189             | 1: 11,608  |              |                  |
| Selangor             | 139                          |                      | 139             |                                       | 139             | 1: 32,360  |              |                  |
| W.P. Kuala Lumpur    | 144                          |                      | 144             |                                       | 144             | 1: 10,429  |              |                  |
| N.Sembilan           | 122                          |                      | 122             |                                       | 122             | 1: 7,486   |              |                  |
| Melaka               | 73                           |                      | 73              |                                       | 73              | 1: 9,412   |              |                  |
| Johor                | 173                          |                      | 173             |                                       | 173             | 1: 17,106  |              |                  |
| Pahang               | 163                          |                      | 163             |                                       | 163             | 1: 8,420   |              |                  |
| Terengganu           | 133                          |                      | 133             |                                       | 133             | 1: 7,264   |              |                  |
| Kelantan             | 124                          |                      | 124             |                                       | 124             | 1: 11,718  |              |                  |
| <b>SEM. MALAYSIA</b> | <b>1,553</b>                 |                      |                 |                                       | <b>1,553</b>    |  | <b>1,553</b> | <b>1: 12,851</b> |
| SABAH                | 171                          |                      |                 |                                       | 171             |  | 171          | 1: 16,817        |
| SARAWAK              | 167                          |                      | 167             |                                       | 167             | 1: 13,259  |              |                  |
| <b>MALAYSIA</b>      | <b>1,891</b>                 |                      | <b>1,891</b>    |                                       | <b>1,891</b>    | <b>1: 13,246</b>   |              |                  |

PUNCA : UNIT SISTEM MAKLUMAT DAN DOKUMENTASI, KEMENTERIAN KESIHATAN MALAYSIA.  
Source : Information and Documentation System Unit, Ministry of Health Malaysia

**JADUAL 4.19. : BILANGAN PENOLONG PEGAWAI KESIHATAN PERSEKITARAN MENGIKUT SEKTOR , MALAYSIA 2003.**  
Table 4.19. : Number of Assistant Environmental Health Officers by Sector, Malaysia 2003.

| NEGERI<br>State      | SEKTOR AWAM<br>Public Sector |                      |                 | SEKTOR<br>SWASTA<br>Private<br>Sector | JUMLAH<br>Total | NISBAH PEN. PEGAWAI<br>KESIHATAN PERSEKITARAN :<br>PENDUDUK<br>Asst. Env. Health Off. : Population Ratio |
|----------------------|------------------------------|----------------------|-----------------|---------------------------------------|-----------------|--|
|                      | KKM<br>Moh                   | BUKAN KKM<br>Non Moh | JUMLAH<br>Total |                                       |                 |  |
| Perlis               | 35                           | NOT AVAILABLE        | 35              | NOT AVAILABLE                         | 35              | 1: 6,226   |
| Kedah                | 177                          |                      | 177             |                                       | 177             | 1: 10,046  |
| Pinang               | 91                           |                      | 91              |                                       | 91              | 1: 15,570  |
| Perak                | 166                          |                      | 166             |                                       | 166             | 1: 13,217  |
| Selangor             | 181                          |                      | 181             |                                       | 181             | 1: 24,851  |
| W.P. Kuala Lumpur    | 67                           |                      | 67              |                                       | 67              | 1: 22,415  |
| N.Sembilan           | 82                           |                      | 82              |                                       | 82              | 1: 11,138  |
| Melaka               | 55                           |                      | 55              |                                       | 55              | 1: 12,493  |
| Johor                | 172                          |                      | 172             |                                       | 172             | 1: 17,206  |
| Pahang               | 161                          |                      | 161             |                                       | 161             | 1: 8,525   |
| Terengganu           | 142                          |                      | 142             |                                       | 142             | 1: 6,804   |
| Kelantan             | 162                          |                      | 162             |                                       | 162             | 1: 8,969   |
| <b>SEM. MALAYSIA</b> | <b>1,491</b>                 |                      |                 |                                       | <b>1,491</b>    |  |
| SABAH                | 237                          |                      | 237             |                                       | 237             | 1: 12,134  |
| SARAWAK              | 255                          |                      | 255             |                                       | 255             | 1: 8,684   |
| <b>MALAYSIA</b>      | <b>1,983</b>                 |                      | <b>1,983</b>    |                                       | <b>1,983</b>    | <b>1: 12,632</b>   |

PUNCA : UNIT SISTEM MAKLUMAT DAN DOKUMENTASI, KEMENTERIAN KESIHATAN MALAYSIA.  
Source : Information and Documentation System Unit, Ministry of Health Malaysia

**JADUAL 4.20. : BILANGAN JURUTEKNOLOGI MAKMAL PERUBATAN MENGIKUT SEKTOR , MALAYSIA 2003.**  
Table 4.20. : Number of Medical Laboratory Technologists by Sector, Malaysia 2003.

| NEGERI<br>State      | SEKTOR AWAM<br>Public Sector |                      |                 | SEKTOR<br>SWASTA<br>Private<br>Sector | JUMLAH<br>Total | NISBAH JURUTEKNOLOGI<br>MAKMAL PERUBATAN :<br>PENDUDUK<br>Medical Lab. Tech. : Population Ratio |
|----------------------|------------------------------|----------------------|-----------------|---------------------------------------|-----------------|---|
|                      | KKM<br>Moh                   | BUKAN KKM<br>Non Moh | JUMLAH<br>Total |                                       |                 |   |
| Perlis               | 40                           | NOT AVAILABLE        | 40              | NOT AVAILABLE                         | 40              | 1: 5,448  |
| Kedah                | 166                          |                      | 166             |                                       | 166             | 1: 10,712   |
| Pinang               | 162                          |                      | 162             |                                       | 162             | 1: 8,746  |
| Perak                | 264                          |                      | 264             |                                       | 264             | 1: 8,311  |
| Selangor             | 204                          |                      | 204             |                                       | 204             | 1: 22,050   |
| W.P. Kuala Lumpur    | 440                          |                      | 440             |                                       | 440             | 1: 3,413  |
| N.Sembilan           | 116                          |                      | 116             |                                       | 116             | 1: 7,873  |
| Melaka               | 86                           |                      | 86              |                                       | 86              | 1: 7,990  |
| Johor                | 233                          |                      | 233             |                                       | 233             | 1: 12,701   |
| Pahang               | 170                          |                      | 170             |                                       | 170             | 1: 8,074  |
| Terengganu           | 124                          |                      | 124             |                                       | 124             | 1: 7,791  |
| Kelantan             | 177                          |                      | 177             |                                       | 177             | 1: 8,209  |
| <b>SEM. MALAYSIA</b> | <b>2,182</b>                 |                      |                 |                                       | <b>2,182</b>    |   |
| SABAH                | 286                          |                      | 286             |                                       | 286             | 1: 10,055   |
| SARAWAK              | 405                          |                      | 405             |                                       | 405             | 1: 5,467  |
| <b>MALAYSIA</b>      | <b>2,873</b>                 |                      | <b>2,873</b>    |                                       | <b>2,873</b>    | <b>1: 8,719</b>   |

PUNCA : UNIT SISTEM MAKLUMAT DAN DOKUMENTASI, KEMENTERIAN KESIHATAN MALAYSIA.  
Source : Information and Documentation System Unit, Ministry of Health Malaysia

**JADUAL 4.21. : BILANGAN JURU X-RAY MENGIKUT SEKTOR, MALAYSIA 2003.**  
Table 4.21. : Number of Radiographers by Sector, Malaysia 2003.

| NEGERI<br>State      | SEKTOR AWAM<br>Public Sector |                      |                 | SEKTOR<br>SWASTA<br>Private<br>Sector | JUMLAH<br>Total | NISBAH JURU X-RAY<br>(DIAGNOSTIK) :<br>PENDUDUK<br>Radiographer : Population Ratio |
|----------------------|------------------------------|----------------------|-----------------|---------------------------------------|-----------------|--|
|                      | KKM<br>Moh                   | BUKAN KKM<br>Non Moh | JUMLAH<br>Total |                                       |                 |  |
| Perlis               | 11                           | NOT AVAILABLE        | 11              | NOT AVAILABLE                         | 11              | 1: 19,809  |
| Kedah                | 57                           |                      | 57              |                                       | 57              | 1: 31,196  |
| Pinang               | 54                           |                      | 54              |                                       | 54              | 1: 26,239  |
| Perak                | 96                           |                      | 96              |                                       | 96              | 1: 22,854  |
| Selangor             | 105                          |                      | 105             |                                       | 105             | 1: 42,839  |
| W.P. Kuala Lumpur    | 113                          |                      | 113             |                                       | 113             | 1: 13,290  |
| N.Sembilan           | 33                           |                      | 33              |                                       | 33              | 1: 27,676  |
| Melaka               | 23                           |                      | 23              |                                       | 23              | 1: 29,874  |
| Johor                | 96                           |                      | 96              |                                       | 96              | 1: 30,827  |
| Pahang               | 47                           |                      | 47              |                                       | 47              | 1: 29,202  |
| Terengganu           | 40                           |                      | 40              |                                       | 40              | 1: 24,153  |
| Kelantan             | 38                           |                      | 38              |                                       | 38              | 1: 38,237  |
| <b>SEM. MALAYSIA</b> | <b>713</b>                   |                      |                 |                                       | <b>713</b>      |  |
| SABAH                | 58                           |                      | 58              |                                       | 58              | 1: 49,581  |
| SARAWAK              | 96                           |                      | 96              |                                       | 96              | 1: 23,066  |
| <b>MALAYSIA</b>      | <b>867</b>                   |                      | <b>867</b>      |                                       | <b>867</b>      | <b>1: 28,891</b>   |

PUNCA : UNIT SISTEM MAKLUMAT DAN DOKUMENTASI, KEMENTERIAN KESIHATAN MALAYSIA.  
Source : Information and Documentation System Unit, Ministry of Health Malaysia



**JADUAL 4.22. : BILANGAN JURUPULIH PERUBATAN ANGGOTA MENGIKUT SEKTOR , MALAYSIA 2003.**  
Table 4.22. : Number of Physiotherapists by Sector, Malaysia 2003.

| NEGERI<br>State      | SEKTOR AWAM<br>Public Sector |                      |                 | SEKTOR<br>SWASTA<br>Private<br>Sector | JUMLAH<br>Total | NISBAH JURUPULIH<br>PERUBATAN ANGGOTA :<br>PENDUDUK<br>Physiotherapist. : Population Ratio |            |                  |
|----------------------|------------------------------|----------------------|-----------------|---------------------------------------|-----------------|--|------------|------------------|
|                      | KKM<br>Moh                   | BUKAN KKM<br>Non Moh | JUMLAH<br>Total |                                       |                 |  |            |                  |
| Perlis               | 7                            | NOT AVAILABLE        | 7               | NOT AVAILABLE                         | 7               | 1: 31,129  |            |                  |
| Kedah                | 21                           |                      | 21              |                                       | 21              | 1: 84,676  |            |                  |
| Pinang               | 33                           |                      | 33              |                                       | 33              | 1: 42,936  |            |                  |
| Perak                | 41                           |                      | 41              |                                       | 41              | 1: 53,512  |            |                  |
| Selangor             | 40                           |                      | 40              |                                       | 40              | 1: 112,453   |            |                  |
| W.P. Kuala Lumpur    | 53                           |                      | 53              |                                       | 53              | 1: 28,336  |            |                  |
| N.Sembilan           | 13                           |                      | 13              |                                       | 13              | 1: 70,254  |            |                  |
| Melaka               | 12                           |                      | 12              |                                       | 12              | 1: 57,258  |            |                  |
| Johor                | 32                           |                      | 32              |                                       | 32              | 1: 92,481  |            |                  |
| Pahang               | 16                           |                      | 16              |                                       | 16              | 1: 85,781  |            |                  |
| Terengganu           | 14                           |                      | 14              |                                       | 14              | 1: 69,007  |            |                  |
| Kelantan             | 17                           |                      | 17              |                                       | 17              | 1: 85,471  |            |                  |
| <b>SEM. MALAYSIA</b> | <b>299</b>                   |                      |                 |                                       | <b>299</b>      |  | <b>299</b> | <b>1: 66,750</b> |
| SABAH                | 43                           |                      |                 |                                       | 43              |  | 43         | 1: 66,877        |
| SARAWAK              | 40                           |                      | 40              |                                       | 40              | 1: 55,358  |            |                  |
| <b>MALAYSIA</b>      | <b>382</b>                   |                      | <b>382</b>      |                                       | <b>382</b>      | <b>1: 65,571</b>   |            |                  |

PUNCA : UNIT SISTEM MAKLUMAT DAN DOKUMENTASI, KEMENTERIAN KESIHATAN MALAYSIA.  
Source : Information and Documentation System Unit, Ministry of Health Malaysia

**JADUAL 4.23. : PENGAMBILAN TAHUNAN MAKSIMA KOLEJ LATIHAN/UNIVERSITI MENGIKUT JENIS PELATIH, MALAYSIA, 2003.**  
Table 4.23. : Annual Intake Capacity of Training Colleges/Universities by Type of Trainees, Malaysia, 2003.

| JENIS<br>Type |  | BILANGAN KOLEJ LATIHAN/UNIVERSITI<br>No. of Training Colleges/Universities | PENGAMBILAN MAKSIMA TAHUNAN<br>Annual Intake Capacity |
|---------------|--|--|---|
| 1.            | JURUPULIH CARAKERJA<br><i>Occupational Therapist</i>                     | 1  | 54  |
| 2.            | JURUPULIH ANGGOTA<br><i>Physiotherapist</i>                              | 1  | 50  |
| 3.            | JURU X-RAY<br><i>Radiographer</i>  | 2  | 147   |
| 4.            | JURUTEKNOLOGI MAKMAL PERUBATAN<br><i>Medical Laboratory Technologist</i> | 2  | 192   |
| 5.            | PEMBANTU PERUBATAN<br><i>Medical Assistant</i>                           | 4  | 591   |
| 6.            | JURURAWAT<br><i>Nurse</i>  | 18   | 1,996   |
| 7.            | JURURAWAT MASYARAKAT<br><i>Community Nurse</i>                           | 18   | 1,343   |
| 8.            | PEMBANTU FARMASI<br><i>Pharmacy Assistant</i>                            | 1  | 74  |
| 9.            | INSPEKTOR KESIHATAN<br><i>Health Inspector</i>                           | 2  | 151   |
| 10.           | JURURAWAT PERGIGIAN<br><i>Dental Nurse</i>                               | 1  | 116   |

**JADUAL 4.23. : (SAMBUNGAN)**  
Table 4.23. : (Cont'd.)

|     | JENIS<br>Type   | BILANG KOLEJ/LATIHAN/UNIVERSITI<br>No. of Training Colleges/Universities | PENGAMBILAN MAKSIMATAHUNAN<br>Annual Intake Capacity |
|-----|---|--|--|
| 11. | JURUTEKNIK PERGIGIAN<br>Dental Technician                 | 1  | 42   |
| 12. | PEMBANTU PEMBEDAHAN PERGIGIAN<br>Dental Surgery Assistant | 1  | 218  |
| 13. | PEGAWAI PERUBATAN<br>Doctors                              | 8  | 700  |
| 14. | PEGAWAI PERGIGIAN<br>Dental Officer                       | 3  | 200  |
| 15. | AHLI FARMASI<br>Pharmacist                                | 5  | 600  |

PUNCA : KEMENTERIAN KESIHATAN – BAHAGIAN PENGURUSAN LATIHAN.  
Ministry of Health – Training Management Division.

**JADUAL 4.24. : NISBAH TENAGA PENGAJAR KEPADA PELATIH MENGIKUT KATEGORI, MALAYSIA, 2003.**  
Table 4.24. : Ratio of Teaching Staff to Students by Category, Malaysia, 2003.

| JENIS KURSUS<br>Type of Course  | PENGAMBILAN PELATIH<br>MAKSIMA<br>Training Capacity | JAWATAN PENGAJAR<br>YANG ADA<br>Teaching Post Available | NISBAH TENAGA<br>PENGAJAR KEPADA<br>PELATIH<br>*Ratio of Teaching Staff to<br>Students |
|---|---|---|--|
| JURUPULIH CARA KERJA<br><i>Occupational Therapist</i>                     | 134   | 8   | 1:17   |
| JURUPULIH ANGGOTA<br><i>Physiotherapist</i>                               | 204   | 7   | 1:29   |
| JURU X-RAY<br><i>Radiographer</i>   | 448   | 11  | 1:41   |
| JURU TEKNOLOGI MAKMAL PERUBATAN<br><i>Medical Laboratory Technologist</i> | 547   | 42  | 1:13   |
| PEMBANTU PERUBATAN<br><i>Medical Assistant</i>                            | 1,703   | 73  | 1:23   |
| JURURAWAT<br><i>Nurse</i>   | 6,291   | 364   | 1:17   |
| JURURAWAT MASYARAKAT<br><i>Community Nurse</i>                            | 4,916   | 131   | 1:39   |
| PEMBANTU FARMASI<br><i>Pharmacist Assistant</i>                           | 232   | 9   | 1:26   |

**JADUAL 4.24. : (SAMBUNGAN)**  
Table 4.24. : (Cont'd.)

| JENIS KURSUS<br><i>Type of Course</i>  | PENGAMBILAN PELATIH<br>MAKSIMA<br><i>Training Capacity</i> | JAWATAN PENGAJAR<br>YANG ADA<br><i>Teaching Post Available</i> | NISBAH TENAGA<br>PENGAJAR KEPADA<br>PELATIH<br><i>*Ratio of Teaching Staff to<br/>Students</i> |
|--|--|--|--|
| INSPEKTOR KESIHATAN<br>Health Inspector  | 501  | 27   | 1:19   |
| SEKOLAH LATIHAN PERGIGIAN MALAYSIA<br>– JURURAWAT PERGIGIAN 379<br><i>Dental Nurse</i> | 379  | }  | }  |
| – JURUTEKNIK PERGIGIAN<br><i>Dental Technician</i>                                     | 83   |  |  |
| – PEMBANTU PEMBEDAHAN PERGIGIAN<br><i>Dental Surgery Assistant</i>                     | 463  |  |  |

\* BERASASKAN KEPADA BILANGAN TENAGA PENGAJAR DAN MAKSIMA PELATIH.  
*Based on No. of Teaching Posts and Training Capacity of Students.*

PUNCA : KEMENTERIAN KESIHATAN – BAHAGIAN PENGURUSAN LATIHAN.  
*Ministry of Health – Training Management Division.*

**JADUAL 4.25. : PERUNTUKAN PERBELANJAAN MENGURUS DAN PERBELANJAAN SEBENAR MENGIKUT PROGRAM, MALAYSIA, 2003.**

Table 4.25. : *Operating Budget Allocation by Programmes, Malaysia, 2003.*

| BUTIRAN PROJEK | TAJUK Title   | PERUNTUKAN Allocation (RM) | PERBELANJAAN Expenditure (RM) | PERBELANJAAN Expenditure (%) |
|----------------|---|----------------------------|-------------------------------|------------------------------|
| 0010000        | Pengurusan / Management                               | 567,949,700                | 627,333,734                   | 110.46                       |
| 0020000        | Kesihatan Awam / Public Health                        | 1,208,738,870              | 1,397,577,498                 | 115.62                       |
| 0030000        | Perubatan / Medical                                   | 3,494,177,530              | 3,970,194,303                 | 113.62                       |
| 0040000        | Khidmat Sokongan Teknikal / Technical Support Service | 91,772,830                 | 103,496,426                   | 112.77                       |
| 0050000        | Dasar baru / New policy                               | 239,259,400                | 41,593,302                    | 17.38                        |
| 0060000        | One-Off   | 163,938,070                | 154,503,270                   | 94.24                        |
|                | <b>JUMLAH</b>   | <b>5,765,836,400</b>       | <b>6,294,698,533</b>          | <b>109.17</b>                |

PUNCA : KEMENTERIAN KESIHATAN – BAHAGIAN KEWANGAN.  
Ministry of Health – Finance Division.

**JADUAL 4.26. : PERUNTUKAN BELANJA PEMBANGUNAN DAN PERBELANJAAN SEBENAR MENGIKUT PROGRAM, MALAYSIA, 2003.**  
Table 4.26. : *Development Allocation And Expenditure by Programmes, Malaysia, 2003.*

| BUTIRAN PROJEK | TAJUK Title   | PERUNTUKAN Allocation (RM) | PERBELANJAAN Expenditure (RM) | PERBELANJAAN Expenditure (%) |
|----------------|---|----------------------------|-------------------------------|------------------------------|
| 00100          | Latihan / Training  | 94,605,000                 | 85,285,777                    | 90.15                        |
| 00200          | Kesihatan Awam / Public Health  | 371,120,000                | 329,437,814                   | 88.77                        |
| 00300          | Kemudahan Kesihatan / Health Facility   | 595,093,000                | 538,957,621                   | 90.57                        |
| 00400          | Hospital Baru /New Hospitals  | 885,352,000                | 1,704,664,978                 | 191.67                       |
| 00500          | Kajian Kemungkinan Dan Perkhidmatan Juruperunding<br>Consultancy Services and Feasibility Studies | 4,200,000                  | 2,459,544                     | 58.56                        |
| 00600          | Ubahsuai, Naiktaraf Dan Pembaikan / Upgrading and Repair  | 25,500,010                 | 20,097,967                    | 78.82                        |
| 00700          | Perolehan dan Penyelenggaraan   | 10,300,000                 | 10,526,482                    | 102.20                       |
|                | <b>JUMLAH</b>   | <b>1,990,170,010</b>       | <b>2,691,430,183</b>          | <b>135.24</b>                |

PUNCA : KEMENTERIAN KESIHATAN – BAHAGIAN KEWANGAN.  
*Ministry of Health* – *Finance Division.*

**JADUAL 4.27. : PERATUS PERUNTUKAN BELANJAWAN KESIHATAN BERBANDING DENGAN BELANJAWAN NEGARA, MALAYSIA, 2003.**

Table 4.27. : *Percentage of Health Budget Allocation to Total National Budget, Malaysia, 2003.*

|   |                    |
|---|--------------------|
| PERATUS PERUNTUKAN BELANJAWAN KESIHATAN : BELANJAWAN NEGARA<br><i>Percentage of Health Budget Allocation to National Budget</i> | 6.88               |
| BELANJAWAN NEGARA (MENGURUS DAN PEMBANGUNAN)<br><i>National Budget (Operating and Development)</i>                              | RM 109,801,554,460 |
| BELANJAWAN KESIHATAN (MENGURUS DAN PEMBANGUNAN)   | RM 7,556,006,410   |

PUNCA : KEMENTERIAN KEWANGAN – BELANJAWAN PERSEKUTUAN 2004.

Source : *Ministry of Finance – Federal Budget 2004.*



**JADUAL 4.28. : NISBAH KNK BAGI KESIHATAN, MALAYSIA, 2003.**

Table 4.28. : *Proportion of GNP For Health, Malaysia, 2003.*

|   |            |
|---|------------|
| Pendapatan Negara Kasar (PNK) Pada Harga Semasa (Juta)<br><i>Gross National Product (GNP) at Current Prices (Million)</i> | RM 371,673 |
| Belanjawan Kesihatan (Mengurus dan Pembangunan) (Juta)<br><i>Health Budget (Operating and Development) (Million)</i>      | RM 7,556   |
| Peratus PNK bagi Kesihatan<br><i>Percentage of GNP for Health</i>   | 2.03       |

PUNCA : KEMENTERIAN KEWANGAN – LAPORAN EKONOMI 2003/2004.  
: – BELANJAWAN PERSEKUTUAN 2004.

Source : Ministry of Finance – 2003/2004 Economic Report.  
– Federal Budget 2004.

**JADUAL 4.29. : LIPUTAN PELALIAN BCG BAGI BAYI MENGIKUT NEGERI, MALAYSIA, 2003.**  
Table 4.29. : BCG Coverage for Infants by State, Malaysia, 2003.

| NEGERI<br><i>State</i> | KELAHIRAN HIDUP (TEMPAT<br>KEDIAMAN)<br><i>Livebirths (Place of Residence)</i> | BILANGAN BAYIYANG<br>DISUNTIK<br><i>No. of Infants Vaccinated</i> | PERATUS BAYIYANG<br>DISUNTIK<br><i>% of Infants Vaccinated</i> |
|------------------------|--|---|--|
| Perlis                 | 4,228  | 4,241   | 100.3  |
| Kedah                  | 34,781   | 34,715  | 99.8   |
| Pulau Pinang           | 23,520   | 23,334  | 99.2   |
| Perak                  | 39,339   | 38,359  | 97.5   |
| Selangor               | 56,417   | 56,032  | 99.3   |
| W.P. Kuala Lumpur      | 32,444   | 32,274  | 99.5   |
| Negeri Sembilan        | 17,034   | 16,597  | 97.4   |
| Melaka                 | 14,820   | 14,730  | 99.4   |
| Johor                  | 56,573   | 55,436  | 98.0   |
| Pahang                 | 26,479   | 26,490  | 100.0  |
| Terengganu             | 18,816   | 18,681  | 99.3   |
| Kelantan               | 32,556   | 32,464  | 99.7   |
| <b>SEM. MALAYSIA</b>   | <b>357,007</b>   | <b>353,353</b>  | <b>99.0</b>  |
| SABAH                  | 36,962   | 37,352  | 101.1  |
| SARAWAK                | 40,988   | 41,035  | 100.1  |
| <b>MALAYSIA</b>        | <b>434,957</b>   | <b>431,740</b>  | <b>99.3</b>  |

PUNCA : KEMENTERIAN KESIHATAN – BAHAGIAN KESIHATAN AWAM.  
Source : Ministry of Health – Public Health Division.

**JADUAL 4.30. : LIPUTAN PELALIAN POLIO BAGI BAYI (DOS PERTAMA, DOS KETIGA) MENGIKUT NEGERI, MALAYSIA, 2003.**  
Table 4.30. : Polio Immunisation Coverage of Infants (1st Dose, 3rd Dose) by State, Malaysia, 2003.

| NEGERI<br>State               | ANGGARAN<br>KELAHIRAN HIDUP<br>Estimated No. Of<br>Livebirths | DOS PERMULAAN (DOS PERTAMA)<br>Initial Dose (1st Dose) |                         | DOS PENAMAT (DOS KETIGA)<br>Completion Dose (3rd Dose) |                         |
|-------------------------------|---|--|-------------------------|--|-------------------------|
|                               |   | BILANGAN<br>Number                                     | LIPUTAN<br>Coverage (%) | BILANGAN<br>Number                                     | LIPUTAN<br>Coverage (%) |
| Perlis                        | 3,500   | 3,801  | 108.6                   | 3,545  | 101.3                   |
| Kedah                         | 34,540  | 34,204   | 99.0                    | 34,457   | 99.8                    |
| Pulau Pinang                  | 22,950  | 22,764   | 99.2                    | 21,872   | 95.3                    |
| Perak                         | 39,040  | 38,235   | 97.9                    | 38,767   | 99.3                    |
| Selangor                      | 85,400  | 83,115   | 97.3                    | 84,292   | 98.7                    |
| Wilayah Persekutuan K. Lumpur | 34,610  | 10,473   | 32.3                    | 9,457  | 29.2                    |
| Negeri Sembilan               | 16,050  | 15,969   | 99.5                    | 15,753   | 98.1                    |
| Melaka                        | 11,800  | 12,786   | 108.4                   | 12,188   | 103.3                   |
| Johor                         | 55,700  | 56,412   | 101.3                   | 51,619   | 92.7                    |
| Pahang                        | 24,550  | 24,310   | 99.0                    | 23,939   | 97.5                    |
| Terengganu                    | 20,800  | 20,979   | 100.9                   | 21,617   | 103.9                   |
| Kelantan                      | 28,550  | 29,988   | 105.0                   | 30,558   | 107.0                   |
| <b>SEM. MALAYSIA</b>          | <b>377,490</b>  | <b>353,036</b>   | <b>93.5</b>             | <b>348,064</b>   | <b>92.2</b>             |
| SABAH                         | 52,220  | 50,311   | 96.3                    | 50,271   | 96.3                    |
| SARAWAK                       | 43,530  | 42,838   | 98.4                    | 43,626   | 100.2                   |
| <b>MALAYSIA</b>               | <b>473,240</b>  | <b>446,185</b>   | <b>94.3</b>             | <b>441,961</b>   | <b>93.4</b>             |

PUNCA : UNIT SISTEM MAKLUMAT DAN DOKUMENTASI, KEMENTERIAN KESIHATAN MALAYSIA.  
Source : Information and Documentation System Unit, Ministry of Health Malaysia.

**JADUAL 4.31. : LIPUTAN DOS SEMULA PERTAMA POLIO BAGI KANAK-KANAK BERUMUR 1 – 2 TAHUN, MALAYSIA, 2003.**  
Table 4.31. : Coverage of Children of Age 1 – 2 Years for 1st Booster Dose Polio by State, Malaysia, 2003.

| NEGERI<br>State               | KANAK-KANAK BERUMUR 1 – 2 TAHUN YANG DIBERI DOS SEMULA PERTAMA POLIO<br><i>Children of Age 1 – 2 Years Given 1st Booster Dose Polio</i> |  |                                |
|-------------------------------|---|--|--------------------------------|
|                               | ANGGARAN KANAK-KANAK<br>BERUMUR 1 – 2 TAHUN<br><i>Estimated Children of Age 1 – 2 Years</i>   | BILANGAN DIBERI<br><i>Number Given</i> | LIPUTAN<br><i>Coverage (%)</i> |
| Perlis                        | 3,496   | 3,020                                  | 86.4                           |
| Kedah                         | 32,171  | 24,544                                 | 76.3                           |
| Pulau Pinang                  | 23,774  | 18,838                                 | 79.2                           |
| Perak                         | 40,489  | 31,878                                 | 78.7                           |
| Selangor                      | 86,467  | 62,027                                 | 71.7                           |
| Wilayah Persekutuan K. Lumpur | 30,938  | 7,071                                  | 24.9                           |
| Negeri Sembilan               | 17,464  | 12,805                                 | 73.3                           |
| Melaka                        | 12,106  | 10,880                                 | 89.9                           |
| Johor                         | 58,474  | 45,588                                 | 78.0                           |
| Pahang                        | 27,640  | 19,273                                 | 69.7                           |
| Terengganu                    | 22,520  | 18,640                                 | 82.8                           |
| Kelantan                      | 31,596  | 25,477                                 | 80.6                           |
| <b>SEM. MALAYSIA</b>          | <b>387,135</b>  | <b>280,041</b>                         | <b>72.3</b>                    |
| SABAH                         | 61,178  | 34,851                                 | 57.0                           |
| SARAWAK                       | 42,977  | 38,598                                 | 89.8                           |
| <b>MALAYSIA</b>               | <b>491,290</b>  | <b>353,490</b>                         | <b>72.0</b>                    |

PUNCA : UNIT SISTEM MAKLUMAT DAN DOKUMENTASI, KEMENTERIAN KESIHATAN MALAYSIA.  
Source : Information and Documentation System Unit, Ministry of Health Malaysia.

**JADUAL 4.32. : LIPUTAN PELALIAN DOS SEMULA POLIO BAGI MURID-MURID DARJAH 1 MENGIKUT NEGERI, MALAYSIA, 2003.**  
Table 4.32. : Polio Immunisation Coverage of Booster Dose for Standard 1 Pupils by State, Malaysia, 2003.

| NEGERI<br>State      | JUMLAH ENROLMEN DARJAH 1<br>Total Standard 1 Enrolment | MURID DARJAH 1 YANG DIBERI PELALIAN DOS<br>SEMULA POLIO<br>Standard 1 Pupils Given Booster Dose Polio Immunisation |                       |
|----------------------|--|--|-----------------------|
|                      |  | BILANGAN<br>Number   | PERATUS<br>Percentage |
| Perlis               | 4,767  | 4,685  | 98.3                  |
| Kedah                | 40,055   | 39,330   | 98.2                  |
| Pulau Pinang         | 26,786   | 26,196   | 97.8                  |
| Perak                | 47,267   | 46,340   | 98.0                  |
| Selangor             | 86,382   | 82,119   | 95.1                  |
| Wilayah Persekutuan  | 2,100  | 2,009  | 95.7                  |
| Negeri Sembilan      | 19,233   | 18,795   | 97.7                  |
| Melaka               | 15,596   | 15,011   | 96.2                  |
| Johor                | 64,577   | 63,190   | 97.9                  |
| Pahang               | 27,771   | 4,431  | 16.0                  |
| Terengganu           | 24,184   | 23,972   | 99.1                  |
| Kelantan             | 38,247   | 37,312   | 97.6                  |
| <b>SEM. MALAYSIA</b> | <b>396,965</b>   | <b>363,390</b>   | <b>91.5</b>           |
| SABAH                | 49,409   | 47,617   | 96.4                  |
| SARAWAK              | 38,265   | 34,300   | 89.6                  |
| <b>MALAYSIA</b>      | <b>484,639</b>   | <b>445,307</b>   | <b>91.9</b>           |

PUNCA : UNIT SISTEM MAKLUMAT DAN DOKUMENTASI, KEMENTERIAN KESIHATAN MALAYSIA.  
Source : Information and Documentation System Unit, Ministry of Health Malaysia.

**JADUAL 4.33. : LIPUTAN PELALIAN DIFTERIA, PERTUSIS DAN TETANUS (TRIPLE ATAU DOUBLE ANTIGEN) BAGI BAYI (DOS PERTAMA DAN DOS PENAMAT) MENGIKUT NEGERI, MALAYSIA, 2003.**

*Table 4.33. : Immunisation Coverage of Infants for Diphtheria, Pertussis and Tetanus (1st and Completion Dose) (Triple or Double Antigen) by State, Malaysia, 2003.*

| NEGERI<br>State               | ANGGARAN<br>KELAHIRAN HIDUP<br>Estimated<br>No. Of Livebirths | DOS PERMULAAN<br>(DOS PERTAMA)<br>Initial Dose (1st Dose) |                         | DOS PENAMAT<br>(DOS KETIGA)<br>Completion Dose (3rd Dose) |                         |
|-------------------------------|---|---|-------------------------|---|-------------------------|
|                               |   | BILANGAN<br>Number  | LIPUTAN<br>Coverage (%) | BILANGAN<br>Number  | LIPUTAN<br>Coverage (%) |
| Perlis                        | 3,500   | 3,878   | 110.8                   | 3,643   | 104.1                   |
| Kedah                         | 34,540  | 34,860  | 100.9                   | 35,134  | 101.7                   |
| Pulau Pinang                  | 22,950  | 25,121  | 109.5                   | 23,602  | 102.8                   |
| Perak                         | 39,040  | 53,089  | 136.0                   | 38,636  | 99.0                    |
| Selangor                      | 85,400  | 71,945  | 84.2                    | 69,769  | 81.7                    |
| Wilayah Persekutuan K. Lumpur | 34,610  | 25,543  | 73.8                    | 20,744  | 59.9                    |
| Negeri Sembilan               | 16,050  | 18,831  | 117.3                   | 19,269  | 120.1                   |
| Melaka                        | 11,800  | 13,098  | 111.0                   | 12,569  | 106.5                   |
| Johor                         | 55,700  | 65,549  | 117.7                   | 61,203  | 109.9                   |
| Pahang                        | 24,550  | 24,751  | 100.8                   | 27,190  | 110.8                   |
| Terengganu                    | 20,800  | 23,500  | 113.0                   | 24,359  | 117.1                   |
| Kelantan                      | 28,550  | 28,739  | 100.7                   | 27,866  | 97.6                    |
| <b>SEM. MALAYSIA</b>          | <b>377,490</b>  | <b>388,904</b>  | <b>103.0</b>            | <b>363,984</b>  | <b>96.4</b>             |
| SABAH                         | 52,220  | 50,456  | 96.6                    | 50,480  | 96.7                    |
| SARAWAK                       | 43,530  | 47,073  | 108.1                   | 52,744  | 121.2                   |
| <b>MALAYSIA</b>               | <b>473,240</b>  | <b>486,433</b>  | <b>102.8</b>            | <b>467,208</b>  | <b>98.7</b>             |

PUNCA : UNIT SISTEM MAKLUMAT DAN DOKUMENTASI, KEMENTERIAN KESIHATAN MALAYSIA.  
Source : Information and Documentation System Unit, Ministry of Health Malaysia.

**JADUAL 4.34. : LIPUTAN PELALIAN DOS SEMULA DOUBLE ANTIGEN BAGI MURID-MURID DARJAH 1 MENGIKUT NEGERI, MALAYSIA, 2003.**

Table 4.34. : Coverage of Standard 1 Pupils For Booster Dose Double Antigen by State, Malaysia, 2003.

| NEGERI<br>State      | JUMLAH ENROLMEN<br>DARJAH 1<br>Total Standard 1 Enrolment | MURID DARJAH 1 YANG DIBERI DOS SEMULA DOUBLE ANTIGEN<br>Standard 1 Pupils Given Booster Dose Double Antigen |                           |
|----------------------|---|---|---------------------------|
|                      |   | BILANGAN<br>Number  | PERATUS<br>Percentage (%) |
| Perlis               | 4,767   | 4,685   | 98.3                      |
| Kedah                | 40,055  | 39,330  | 98.2                      |
| Pulau Pinang         | 26,786  | 25,757  | 96.2                      |
| Perak                | 47,267  | 46,340  | 98.0                      |
| Selangor             | 86,382  | 82,119  | 95.1                      |
| Wilayah Persekutuan  | 2,100   | 2,009   | 95.7                      |
| Negeri Sembilan      | 19,233  | 18,795  | 97.7                      |
| Melaka               | 15,596  | 15,011  | 96.2                      |
| Johor                | 64,577  | 63,190  | 97.9                      |
| Pahang               | 27,771  | 4,431   | 16.0                      |
| Terengganu           | 24,184  | 23,972  | 99.1                      |
| Kelantan             | 38,247  | 37,312  | 97.6                      |
| <b>SEM. MALAYSIA</b> | <b>396,965</b>  | <b>362,951</b>  | <b>91.4</b>               |
| SABAH                | 49,409  | 47,617  | 96.4                      |
| SARAWAK              | 38,265  | 34,300  | 89.6                      |
| <b>MALAYSIA</b>      | <b>484,639</b>  | <b>444,868</b>  | <b>91.8</b>               |

PUNCA : UNIT SISTEM MAKLUMAT DAN DOKUMENTASI, KEMENTERIAN KESIHATAN MALAYSIA.

Source : Information and Documentation System Unit, Ministry of Health Malaysia.

**JADUAL 4.35. : KELAHIRAN YANG DISAMBUUT OLEH KAKITANGAN TERLATIH, MALAYSIA, 2003.**  
Table 4.35. : *Deliveries Attended by Trained Personnel, Malaysia, 2003.*

| KAWASAN<br>Region | JUMLAH KELAHIRAN<br>Total Deliveries | KELAHIRAN YANG DISAMBUUT OLEH KAKITANGAN TERLATIH<br>Deliveries by Trained Personnel                       |  |   |                                    |   | KELAHIRAN YANG DISAMBUUT OLEH KAKITANGAN TERLATIH (KERAJAAN)<br>Deliveries by Trained Health Personnel (Government) |      | KELAHIRAN YANG DISAMBUUT OLEH KAKITANGAN TERLATIH (SEKTOR KERAJAAN DAN SWASTA)<br>Deliveries by Trained Health Personnel (Government and Private Sector) |      |
|-------------------|--------------------------------------|--|--|---|------------------------------------|---|---|------|--|------|
|                   |                                      | HOSPITAL KERAJAAN & KLINIK/ DISPENSARY<br>KERAJAAN<br>Government Hospitals & Government Clinics/Dispensary | BIDAN KERAJAAN DI KEMUDAHAN-KEMUDAHAN KESIHATAN AWAM (KELAHIRAN DI RUMAH)<br>Government Midwives At Public Health Facilities (Home Deliveries) | RUMAH PERBIDANAN/ HOSPITAL SWASTA<br>Private Maternity Homes/ Hospitals | HOSPITAL ESTATE<br>Estate Hospital | BIDAN SWASTA TERLATIH<br>Trained Private Midwives | BILANGAN<br>Number  | %    | BILANGAN<br>Number   | %    |
|                   |                                      |  |  |   |                                    |   |   |      |  |      |
| SEM. MALAYSIA     | 313,219                              | 251,074  | 3,112  | 56,960  | 42                                 | 14  | 254,186   | 81.2 | 311,160  | 99.3 |
| SABAH             | 51,713                               | 41,547   | 1,688  | 739   | 88                                 | 559   | 43,235  | 83.6 | 44,533   | 86.1 |
| SARAWAK           | 41,921                               | 37,524   | 9  | 3,670   | -                                  | -   | 37,533  | 89.5 | 41,203   | 98.3 |
| MALAYSIA          | 406,853                              | 330,145  | 4,809  | 61,369  | 130                                | 573   | 334,954   | 82.3 | 396,896  | 97.6 |

PUNCA : UNIT SISTEM MAKLUMAT DAN DOKUMENTASI, KEMENTERIAN KESIHATAN MALAYSIA.  
Source : *Information and Documentation System Unit, Ministry of Health Malaysia.*



**JADUAL 4.36. : LIPUTAN IBU-IBU MENGANDUNG (LAWATAN PERTAMA) MENGIKUT NEGERI, MALAYSIA, 2003.**  
Table 4.36. : Coverage of Ante-Natal Mothers (1st Visit) by State, Malaysia 2003.

| NEGERI<br><i>State</i> | ANGGARAN IBU<br>MENGANDUNG<br><i>Estimated No. Pregnant Mothers</i> | BILANGAN KEDATANGAN<br>IBU MENGANDUNG<br>(LAWATAN PERTAMA)<br><i>No. Of Ante-Natal Attendances<br/>(1st Visit)</i> | LIPUTAN IBU MENGANDUNG<br>LAWATAN PERTAMA<br><i>Coverage Of Ante-Natal<br/>(1st Visit) %</i> |
|------------------------|---|--|--|
| Perlis                 | 4,666   | 4,608  | 98.8   |
| Kedah                  | 46,053  | 34,071   | 74.0   |
| Pulau Pinang           | 30,600  | 28,686   | 93.7   |
| Perak                  | 52,054  | 37,893   | 72.8   |
| Selangor               | 113,866   | 98,545   | 86.5   |
| W.P. Kuala Lumpur      | 43,200  | 24,985   | 57.8   |
| W.P. Putrajaya         | 813   | 439  | 54.0   |
| Negeri Sembilan        | 21,399  | 17,099   | 79.9   |
| Melaka                 | 15,733  | 12,048   | 76.6   |
| Johor                  | 74,267  | 65,854   | 88.7   |
| Pahang                 | 32,735  | 25,687   | 78.5   |
| Terengganu             | 27,733  | 20,700   | 74.6   |
| Kelantan               | 38,067  | 28,496   | 74.9   |
| <b>SEM. MALAYSIA</b>   | <b>501,186</b>  | <b>473,822</b>   | <b>79.6</b>  |
| SABAH                  | 69,414  | 51,115   | 73.6   |
| W.P. LABUAN            | 2,133   | 1,581  | 74.1   |
| SARAWAK                | 58,039  | 44,415   | 76.5   |
| <b>MALAYSIA</b>        | <b>630,772</b>  | <b>570,933</b>   | <b>81.6</b>  |

PUNCA : UNIT SISTEM MAKLUMAT DAN DOKUMENTASI, KEMENTERIAN KESIHATAN MALAYSIA.  
Source : Information and Documentation System Unit, Ministry of Health Malaysia.

**JADUAL 4.37. : LIPUTAN IBU-IBU MENGANDUNG YANG DIBERI TETANUS TOXOID DI KEMUDAHAN-KEMUDAHAN KERAJAAN MENGIKUT NEGERI, MALAYSIA, 2003.**

*Table 4.37. : Coverage of Ante-Natal Mothers for Tetanus Toxoid In Public Health Facilities and by State, Malaysia, 2003.*

| NEGERI<br>State      | ANGGARAN<br>KELAHIRAN HIDUP<br>Estimated<br>No. Of Livebirths | IBU MENGANDUNG DIBERI TETANUS TOXOID<br>Ante-Natal Mothers Given Tetanus Toxoid |                       |   |                       |
|----------------------|---|---|-----------------------|---|-----------------------|
|                      |   | DOS PERTAMA ATAU DOS SEMULA<br>1st Dose or Booster Dose                         |                       | DOS KEDUA ATAU DOS SEMULA<br>(DOS PENAMAT)<br>2nd Dose or Booster Dose<br>(Completion Dose) |                       |
|                      |   | BILANGAN<br>Number  | LIPUTAN<br>Coverage % | BILANGAN<br>Number  | LIPUTAN<br>Coverage % |
| Perlis               | 3,500   | 3,338   | 95.4                  | 3,283   | 93.8                  |
| Kedah                | 34,540  | 30,192  | 87.4                  | 30,035  | 87.0                  |
| Pulau Pinang         | 22,950  | 18,870  | 82.2                  | 18,372  | 80.1                  |
| Perak                | 39,040  | 30,236  | 77.4                  | 30,032  | 76.9                  |
| Selangor             | 85,400  | 74,803  | 87.6                  | 74,661  | 87.4                  |
| Wilayah Persekutuan  | 34,610  | 9,385   | 27.1                  | 8,274   | 23.9                  |
| Negeri Sembilan      | 16,050  | 13,912  | 86.7                  | 13,548  | 84.4                  |
| Melaka               | 11,800  | 10,917  | 92.5                  | 10,709  | 90.8                  |
| Johor                | 55,700  | 52,012  | 93.4                  | 51,239  | 92.0                  |
| Pahang               | 24,550  | 23,135  | 94.2                  | 22,868  | 93.1                  |
| Terengganu           | 20,800  | 18,863  | 90.7                  | 18,745  | 90.1                  |
| Kelantan             | 28,550  | 30,197  | 105.8                 | 30,104  | 105.4                 |
| <b>SEM. MALAYSIA</b> | <b>377,490</b>  | <b>315,860</b>  | <b>83.7</b>           | <b>311,870</b>  | <b>82.6</b>           |
| SABAH                | 52,220  | 48,539  | 93.0                  | 48,328  | 92.5                  |
| SARAWAK              | 43,530  | 40,281  | 92.5                  | 38,988  | 89.6                  |
| <b>MALAYSIA</b>      | <b>473,240</b>  | <b>404,680</b>  | <b>85.5</b>           | <b>399,186</b>  | <b>84.4</b>           |

PUNCA : UNIT SISTEM MAKLUMAT DAN DOKUMENTASI, KEMENTERIAN KESIHATAN MALAYSIA.  
Source : *Information and Documentation System Unit, Ministry of Health Malaysia.*

**JADUAL 4.38. : LIPUTAN PELALIAN MEASLES UNTUK BAYI DAN KANAK-KANAK BERUMUR 12 – <24 BULAN MENGIKUT NEGERI, MALAYSIA, 2003.**

Table 4.38. : Measles Immunisation Coverage Of Infant And Children Aged 12 – <24 months by State, Malaysia, 2003.

| NEGERI<br>State      | ANGGARAN<br>KELAHIRAN<br>HIDUP<br><i>Estimated<br/>No. Of<br/>Livebirths</i> | ANGGARAN<br>PENDUDUK<br>BERUMUR<br>(1 – < 2 TAHUN)<br><i>Estimated<br/>Population Aged<br/>(1 – &lt; 2 Years)</i> | BAYI YANG TELAH DIBERI<br>PELALIAN MEASLES<br><i>Measles Immunisation<br/>Given To Infants</i> |                              | KANAK-KANAK BERUMUR<br>12 – < 24 BULAN TELAH DIBERI<br>PELALIAN MEASLES<br><i>Measles Immunisation Given To<br/>Children Aged 12 – &lt; 24 Months</i> |                              |
|----------------------|--|---|--|------------------------------|---|------------------------------|
|                      |  |   | BILANGAN<br><i>Number</i>  | LIPUTAN<br><i>Coverage %</i> | BILANGAN<br><i>Number</i>   | LIPUTAN<br><i>Coverage %</i> |
| Perlis               | 3,500  | 3,496   | 3,615  | 103.3                        | 89  | 2.5                          |
| Kedah                | 34,540   | 32,171  | 34,817   | 100.8                        | 106   | 0.3                          |
| Pulau Pinang         | 22,950   | 23,774  | 20,807   | 90.7                         | 1,016   | 4.3                          |
| Perak                | 39,040   | 40,489  | 40,084   | 102.7                        | 396   | 1.0                          |
| Selangor             | 85,400   | 86,467  | 65,897   | 77.2                         | 1,516   | 1.8                          |
| Wilayah Persekutuan  | 34,610   | 30,938  | 3,985  | 11.5                         | 246   | 0.8                          |
| Negeri Sembilan      | 16,050   | 17,464  | 15,205   | 94.7                         | 70  | 0.4                          |
| Melaka               | 11,800   | 12,106  | 9,243  | 78.3                         | 7,095   | 58.6                         |
| Johor                | 55,700   | 58,474  | 43,055   | 77.3                         | 16,112  | 27.6                         |
| Pahang               | 24,550   | 27,640  | 35,064   | 142.8                        | 202   | 0.7                          |
| Terengganu           | 20,800   | 22,520  | 23,014   | 110.6                        | 2,851   | 12.7                         |
| Kelantan             | 28,550   | 31,596  | 28,453   | 99.7                         | 1,050   | 3.3                          |
| <b>SEM. MALAYSIA</b> | <b>377,490</b>   | <b>387,135</b>  | <b>323,239</b>   | <b>85.6</b>                  | <b>30,749</b>   | <b>7.9</b>                   |
| SABAH                | 52,220   | 61,178  | 71,834   | 137.6                        | 1,279   | 2.1                          |
| SARAWAK              | 43,530   | 42,977  | 49,415   | 113.5                        | 3,055   | 7.1                          |
| <b>MALAYSIA</b>      | <b>473,240</b>   | <b>491,290</b>  | <b>444,488</b>   | <b>93.9</b>                  | <b>35,083</b>   | <b>7.1</b>                   |

PUNCA : UNIT SISTEM MAKLUMAT DAN DOKUMENTASI, KEMENTERIAN KESIHATAN MALAYSIA.

Source : Information and Documentation System Unit, Ministry of Health Malaysia.

**JADUAL 4.39. : LIPUTAN PELALIAN HEPATITIS B (DOS PERTAMA, DOS KEDUA, DOS KETIGA) UNTUK BAYI MENGIKUT NEGERI, MALAYSIA, 2003.**

Table 4.39. : Hepatitis B Immunisation Coverage Of Infants (1st Dose, 2nd Dose, 3rd Dose) by State, Malaysia, 2003.

| NEGERI<br>State      | ANGGARAN<br>KELAHIRAN<br>HIDUP<br>Estimated No.<br>Of Livebirths | DOS PERTAMA<br>1st Dose |              | DOS KEDUA<br>2nd Dose |              | DOS KETIGA<br>3rd Dose |              |
|----------------------|--|-------------------------|--------------|-----------------------|--------------|------------------------|--------------|
|                      |  | BILANGAN<br>Number      | PERATUS<br>% | BILANGAN<br>Number    | PERATUS<br>% | BILANGAN<br>Number     | PERATUS<br>% |
| Perlis               | 3,500  | 2,214                   | 63.3         | 3,848                 | 109.9        | 3,646                  | 104.2        |
| Kedah                | 34,540   | 29,231                  | 84.6         | 33,452                | 96.9         | 32,864                 | 95.1         |
| Pulau Pinang         | 22,950   | 16,079                  | 70.1         | 20,766                | 90.5         | 21,008                 | 91.5         |
| Perak                | 39,040   | 38,711                  | 99.2         | 38,488                | 98.6         | 37,559                 | 96.2         |
| Selangor             | 85,400   | 45,498                  | 53.3         | 74,664                | 87.4         | 79,424                 | 93.0         |
| Wilayah Persekutuan  | 34,610   | 10,436                  | 30.2         | 9,219                 | 26.6         | 9,770                  | 28.2         |
| Negeri Sembilan      | 16,050   | 14,705                  | 91.6         | 16,267                | 101.4        | 15,586                 | 97.1         |
| Melaka               | 11,800   | 10,931                  | 92.6         | 12,244                | 103.8        | 11,972                 | 101.5        |
| Johor                | 55,700   | 60,004                  | 107.7        | 53,289                | 95.7         | 53,018                 | 95.2         |
| Pahang               | 24,550   | 21,861                  | 89.0         | 24,928                | 101.5        | 23,566                 | 96.0         |
| Terengganu           | 20,800   | 18,139                  | 87.2         | 21,423                | 103.0        | 21,407                 | 102.9        |
| Kelantan             | 28,550   | 9,333                   | 32.7         | 34,392                | 120.5        | 28,943                 | 101.4        |
| <b>SEM. MALAYSIA</b> | <b>377,490</b>   | <b>277,142</b>          | <b>73.4</b>  | <b>342,980</b>        | <b>90.9</b>  | <b>338,763</b>         | <b>89.7</b>  |
| SABAH                | 52,220   | 51,584                  | 98.8         | 49,032                | 93.9         | 48,745                 | 93.3         |
| SARAWAK              | 43,530   | 47,793                  | 109.8        | 42,666                | 98.0         | 42,575                 | 97.8         |
| <b>MALAYSIA</b>      | <b>473,240</b>   | <b>376,519</b>          | <b>79.6</b>  | <b>434,678</b>        | <b>91.9</b>  | <b>430,083</b>         | <b>90.9</b>  |

PUNCA : UNIT SISTEM MAKLUMAT DAN DOKUMENTASI, KEMENTERIAN KESIHATAN MALAYSIA.  
Source : Information and Documentation System Unit, Ministry of Health Malaysia.

**JADUAL 4.40. : LIPUTAN RUMAH YANG MENGGUNAKAN BEKALAN AIR SEMPURNA DI KAWASAN OPERASI LUAR BANDAR MENGIKUT NEGERI, MALAYSIA SEHINGGA 31HB. DISEMBER, 2003.**

*Table 4.40. : House Hold Coverage with Safe Water Supply in Operational Rural Area by State, Malaysia as on 31st December, 2003.*

| NEGERI<br><i>State</i> | JUMLAHRUMAH<br>DIKAWASAN OPERASI<br>LUAR BANDAR 2003<br><i>No. of Houses in<br/>Operational Rural<br/>Area 2003</i> | LIPUTAN RUMAH DIKAWASAN OPERASI LUAR BANDAR<br>YANG MENGGUNAKAN BEKALAN AIR SEMPURNA<br><i>Houses in Operational Rural Area Covered with Safe Water Supply</i> |                              |
|------------------------|---|--|------------------------------|
|                        |   | RUMAH<br><i>Houses</i>   | PERATUS<br><i>Percentage</i> |
| Perlis                 | 37,875  | 37,141   | 98.06                        |
| Kedah                  | 173,755   | 167,151  | 96.20                        |
| Pinang                 | 93,570  | 93,281   | 99.69                        |
| Perak                  | 148,949   | 146,878  | 98.61                        |
| Selangor               | 94,316  | 94,316   | 100.00                       |
| W.P. Kuala Lumpur      | -   | -  | -                            |
| N.Sembilan             | 66,841  | 66,313   | 99.21                        |
| Melaka                 | 68,267  | 66,470   | 97.37                        |
| Johor                  | 143,492   | 143,154  | 99.76                        |
| Pahang                 | 113,617   | 113,140  | 99.58                        |
| Terengganu             | 123,726   | 114,445  | 92.50                        |
| Kelantan               | 242,102   | 196,821  | 81.30                        |
| <b>SEM. MALAYSIA</b>   | <b>1,306,510</b>  | <b>1,239,110</b>   | <b>94.84</b>                 |
| SABAH                  | 189,890   | 184,598  | 97.21                        |
| SARAWAK                | 190,595   | 183,004  | 96.02                        |
| <b>MALAYSIA</b>        | <b>1,686,995</b>  | <b>1,606,712</b>   | <b>95.24</b>                 |

PUNCA : UNIT SISTEM MAKLUMAT DAN DOKUMENTASI, KEMENTERIAN KESIHATAN MALAYSIA.

Source : *Information and Documentation System Unit, Ministry of Health Malaysia.*

**JADUAL 4.41. : LIPUTAN RUMAH YANG MENGGUNAKAN TANDAS SEMPURNA DI KAWASAN OPERASI LUAR BANDAR MENGIKUT NEGERI, MALAYSIA SEHINGGA 31HB. DISEMBER, 2003.**

Table 4.41. : House Hold Coverage with Sanitary Latrines in Operational Rural Area by State, Malaysia as on 31st December, 2003.

| NEGERI<br>State   | JUMLAH RUMAH<br>DI KAWASAN OPERASI<br>LUAR BANDAR 2003<br><i>No. of Houses in<br/>Operational Rural<br/>Area 2003</i> | LIPUTAN RUMAH DI KAWASAN OPERASI LUAR BANDAR<br>YANG MENGGUNAKAN TANDAS SEMPURNA<br><i>Houses in Operational Rural Area Covered with Sanitary Latrines</i> |                              |
|-------------------|---|--|------------------------------|
|                   |   | RUMAH<br><i>Houses</i>   | PERATUS<br><i>Percentage</i> |
| Perlis            | 37,875  | 37,594   | 99.26                        |
| Kedah             | 173,755   | 172,971  | 99.55                        |
| Pinang            | 93,570  | 93,346   | 99.76                        |
| Perak             | 148,949   | 147,336  | 98.92                        |
| Selangor          | 94,316  | 92,859   | 98.46                        |
| W.P. Kuala Lumpur |   | -  | -                            |
| N.Sembilan        | 66,841  | 66,803   | 99.94                        |
| Melaka            | 68,267  | 67,831   | 99.36                        |
| Johor             | 143,492   | 142,941  | 99.62                        |
| Pahang            | 113,617   | 113,261  | 99.69                        |
| Terengganu        | 123,726   | 123,015  | 99.43                        |
| Kelantan          | 242,102   | 238,356  | 98.45                        |
| <b>S.MALAYSIA</b> | <b>1,306,510</b>  | <b>1,296,313</b>   | <b>99.22</b>                 |
| SABAH             | 189,890   | 180,999  | 95.32                        |
| SARAWAK           | 190,595   | 187,203  | 98.22                        |
| <b>MALAYSIA</b>   | <b>1,686,995</b>  | <b>1,664,515</b>   | <b>98.67</b>                 |

PUNCA : UNIT SISTEM MAKLUMAT DAN DOKUMENTASI, KEMENTERIAN KESIHATAN MALAYSIA.

Source : Information and Documentation System Unit, Ministry of Health Malaysia.

**JADUAL 4.42. : RINGKASAN KEGUNAAN MENGENAI PERKHIDMATAN PESAKIT DALAM DIHOSPITAL KERAJAAN, MALAYSIA, 2003.**  
Table 4.42. : Summary of the Utilization of Inpatient Services in Government Hospitals, Malaysia, 2003.

| NEGERI DAN LOKASI HOSPITAL BESAR, DAERAH DAN INSTITUSI<br>State and Location of General and District Hospital and Institutions   | PENGENAPAN KATIL<br>Bed Complement                      | KADAR KEGUNAAN KATIL<br>Bed Occupancy Rate (%)                                | PURATA KEMASUKAN HARIAN<br>Daily Average Number of Admissions                  | PURATA JANGKAMASA TINGGAL<br>Mean Length of Stay in Days             | JANGKAMASA KATIL DIKOSONGKAN<br>Turnover interval in Days            |
|--|---|---|--|--|--|
| <b>PERLIS</b><br>Hospital Kangar   | 404   | 64.63   | 65.84  | 3.96   | 2.17   |
| <b>State Total</b>   | <b>404</b>  | <b>64.63</b>  | <b>65.84</b>   | <b>3.96</b>  | <b>2.17</b>  |
| <b>KEDAH</b><br>Hospital Alor Setar<br>Hospital Sungai Petani<br>Hospital Kulim<br>Hospital Baling<br>Hospital Langkawi<br>Hospital Yan<br>Hospital Jitra<br>Hospital Sik<br>Hospital Kuala Nerang | 812<br>396<br>246<br>160<br>110<br>89<br>89<br>93<br>72 | 74.07<br>80.86<br>63.30<br>32.54<br>40.85<br>41.35<br>50.93<br>38.04<br>39.47 | 136.68<br>86.21<br>55.76<br>25.09<br>17.27<br>13.93<br>16.85<br>12.29<br>10.70 | 4.38<br>3.70<br>2.80<br>2.08<br>2.62<br>2.64<br>2.69<br>2.88<br>2.66 | 1.53<br>0.88<br>1.62<br>4.30<br>3.79<br>3.75<br>2.59<br>4.70<br>4.07 |
| <b>State Total</b>   | <b>2,067</b>  | <b>63.87</b>  | <b>374.78</b>  | <b>3.52</b>  | <b>1.99</b>  |

**JADUAL 4.42. : (SAMBUNGAN)**  
Table 4.42. : (Cont'd.)

| NEGERI DAN LOKASI HOSPITAL BESAR, DAERAH DAN INSTITUSI<br><i>State and Location of General and District Hospital and Institutions</i> | PENGENAPAN KATIL<br><i>Bed Complement</i> | KADAR KEGUNAAN KATIL<br><i>Bed Occupancy Rate (%)</i> | PURATA KEMASUKAN HARIAN<br><i>Daily Average Number of Admissions</i> | PURATA JANGKAMASA TINGGAL<br><i>Mean Length of Stay in Days</i> | JANGKAMASA KATIL DI-KOSONGKAN<br><i>Turnover interval in Days</i> |
|---|---|---|--|---|---|
| <b>PULAU PINANG</b>   |   |   |  |   |   |
| Hospital Pulau Pinang   | 1,090                                     | 58.67   | 120.47   | 5.28  | 3.72  |
| Hospital Bukit Mertajam   | 242                                       | 41.47   | 29.25  | 3.42  | 4.83  |
| Hospital Seberang Jaya  | 314                                       | 83.65   | 85.32  | 3.08  | 0.60  |
| Hospital Sungai Bakap   | 130                                       | 35.04   | 16.75  | 2.72  | 5.04  |
| Hospital Balik Pulau  | 71  | 62.36   | 6.78   | 6.55  | 3.95  |
| Hospital Kepala Batas   | 108                                       | 23.39   | 8.78   | 2.90  | 9.51  |
| <b>State Total</b>  | <b>1,955</b>                              | <b>57.17</b>  | <b>267.36</b>  | <b>4.17</b>   | <b>3.12</b>   |



**JADUAL 4.42. : (SAMBUNGAN)**  
*Table 4.42. : (Cont'd.)*

| NEGERI DAN LOKASI HOSPITAL<br>BESAR, DAERAH DAN INSTITUSI<br><i>State and Location of General and District<br/>Hospital and Institutions</i> | PENGENAPAN<br>KATIL<br><i>Bed<br/>Complement</i> | KADAR<br>KEGUNAAN<br>KATIL<br><i>Bed<br/>Occupancy<br/>Rate (%)</i> | PURATA<br>KEMASUKAN<br>HARIAN<br><i>Daily Average<br/>Number of<br/>Admissions</i> | PURATA<br>JANGKAMASA<br>TINGGAL<br><i>Mean Length<br/>of Stay in<br/>Days</i> | JANGKAMASA<br>KATIL DI-<br>KOSONGKAN<br><i>Turnover<br/>interval in Days</i> |
|--|--|---|--|---|--|
| <b>PERAK</b>   |  |   |  |   |  |
| Hospital Ipoh  | 990  | 61.69   | 133.01   | 4.48  | 2.78   |
| Hospital Taiping   | 608  | 57.44   | 93.49  | 3.73  | 2.76   |
| Hospital Teluk Intan   | 548  | 43.32   | 63.72  | 3.76  | 4.92   |
| Hospital Parit Buntar  | 120  | 41.20   | 22.84  | 2.16  | 3.09   |
| Hospital Kuala Kangsar   | 136  | 42.14   | 16.58  | 3.43  | 4.72   |
| Hospital Batu Gajah  | 160  | 31.35   | 18.37  | 2.73  | 5.98   |
| Hospital Kampar  | 90   | 29.51   | 7.37   | 3.59  | 8.57   |
| Hospital Tapah   | 120  | 27.73   | 14.46  | 2.30  | 5.99   |
| Hospital Slim River  | 108  | 44.63   | 16.88  | 2.85  | 3.54   |
| Hospital Seri Manjung  | 270  | 51.41   | 47.51  | 2.92  | 2.76   |
| Hospital Gerik   | 75   | 37.29   | 12.11  | 2.31  | 3.88   |
| Hospital Selama  | 90   | 22.92   | 6.57   | 3.14  | 10.57  |
| Hospital Changkat Melintang  | 50   | 30.97   | 7.13   | 2.18  | 4.85   |
| Hospital Sungai Siput  | 93   | 32.12   | 12.29  | 2.42  | 5.10   |
| <b>State Total</b>   | <b>3,458</b>                                     | <b>49.02</b>  | <b>472.32</b>  | <b>3.57</b>   | <b>3.71</b>  |

**JADUAL 4.42. : (SAMBUNGAN)**  
Table 4.42. : (Cont'd.)

| NEGERI DAN LOKASI HOSPITAL BESAR, DAERAH DAN INSTITUSI<br><i>State and Location of General and District Hospital and Institutions</i> | PENGENAPAN KATIL<br><i>Bed Complement</i> | KADAR KEGUNAAN KATIL<br><i>Bed Occupancy Rate (%)</i> | PURATA KEMASUKAN HARIAN<br><i>Daily Average Number of Admissions</i> | PURATA JANGKAMASA TINGGAL<br><i>Mean Length of Stay in Days</i> | JANGKAMASA KATIL DI-KOSONGKAN<br><i>Turnover interval in Days</i> |
|---|---|---|--|---|---|
| <b>SELANGOR</b>   |   |   |  |   |   |
| Hospital Tengku Ampuan Rahimah  | 837                                       | 77.31   | 196.10   | 3.29  | 0.97  |
| Hospital Kajang   | 306                                       | 70.38   | 71.78  | 3.00  | 1.26  |
| Hospital Kuala Kubu Baru  | 150                                       | 43.00   | 16.87  | 3.84  | 5.09  |
| Hospital Tanjung Karang   | 114                                       | 46.10   | 20.21  | 2.61  | 3.05  |
| Hospital Banting  | 151                                       | 62.91   | 36.15  | 2.62  | 1.54  |
| Hospital Sabak Bernam   | 93  | 49.41   | 16.96  | 2.71  | 2.77  |
| Hospital Sg. Buluh  | 326                                       | 70.24   | 12.23  | 18.74   | 7.94  |
| Hospital Selayang   | 701                                       | 64.01   | 99.97  | 4.48  | 2.52  |
| <b>State Total</b>  | <b>2,678</b>                              | <b>67.15</b>  | <b>470.26</b>  | <b>3.82</b>   | <b>1.87</b>   |
| <b>WILAYAH PERSEKUTUAN</b>  |   |   |  |   |   |
| Hospital Kuala Lumpur   | 2,408                                     | 69.63   | 341.44   | 4.91  | 2.14  |
| Hospital Labuan   | 109                                       | 46.89   | 15.32  | 3.32  | 3.76  |
| Hospital Putrajaya  | 272                                       | 49.09   | 40.44  | 3.13  | 3.24  |
| <b>State Total</b>  | <b>2,789</b>                              | <b>66.74</b>  | <b>397.20</b>  | <b>4.66</b>   | <b>2.32</b>   |

**JADUAL 4.42. : (SAMBUNGAN)**  
*Table 4.42. : (Cont'd.)*

| NEGERI DAN LOKASI HOSPITAL<br>BESAR, DAERAH DAN INSTITUSI<br><i>State and Location of General and District<br/>Hospital and Institutions</i> | PENGENAPAN<br>KATIL<br>Bed<br>Complement | KADAR<br>KEGUNAAN<br>KATIL<br>Bed<br>Occupancy<br>Rate (%) | PURATA<br>KEMASUKAN<br>HARIAN<br>Daily Average<br>Number of<br>Admissions | PURATA<br>JANGKAMASA<br>TINGGAL<br>Mean Length<br>of Stay in<br>Days | JANGKAMASA<br>KATIL DI-<br>KOSONGKAN<br>Turnover<br>interval in Days |
|--|--|--|---|--|--|
| <b>NEGERI SEMBILAN</b>   |  |  |   |  |  |
| Hospital Seremban  | 800                                      | 72.38  | 152.55  | 3.80   | 1.45   |
| Hospital Kuala Pilah   | 276                                      | 64.83  | 56.94   | 3.15   | 1.71   |
| Hospital Tampin  | 85                                       | 43.28  | 10.86   | 3.37   | 4.42   |
| Hospital Port Dickson  | 90                                       | 66.62  | 20.21   | 2.96   | 1.48   |
| Hospital Jelebu  | 76                                       | 34.07  | 6.13  | 4.21   | 8.14   |
| <b>State Total</b>   | <b>1,327</b>                             | <b>66.36</b>   | <b>246.68</b>   | <b>3.57</b>  | <b>1.81</b>  |
| <b>MELAKA</b>  |  |  |   |  |  |
| Hospital Melaka  | 778                                      | 80.30  | 146.95  | 4.21   | 1.03   |
| Hospital Alor Gajah  | 29                                       | 65.64  | 9.06  | 2.10   | 1.10   |
| <b>State Total</b>   | <b>807</b>                               | <b>79.78</b>   | <b>156.01</b>   | <b>4.09</b>  | <b>1.04</b>  |

**JADUAL 4.42. : (SAMBUNGAN)**  
Table 4.42. : (Cont'd.)

| NEGERI DAN LOKASI HOSPITAL<br>BESAR, DAERAH DAN INSTITUSI<br><i>State and Location of General and District Hospital<br/>and Institutions</i> | PENGENAPAN<br>KATIL<br>Bed<br>Complement | KADAR<br>KEGUNAAN<br>KATIL<br>Bed<br>Occupancy<br>Rate (%) | PURATA<br>KEMASUKAN<br>HARIAN<br>Daily Average<br>Number of<br>Admissions | PURATA<br>JANGKAMASA<br>TINGGAL<br>Mean Length<br>of Stay in<br>Days | JANGKAMASA<br>KATIL DI-<br>KOSONGKAN<br>Turnover<br>interval in Days |
|--|--|--|---|--|--|
| <b>JOHOR</b>   |  |  |   |  |  |
| Hospital Sultanah Aminah   | 989                                      | 90.27  | 220.28  | 4.03   | 0.43   |
| Hospital Muar  | 405                                      | 82.00  | 78.96   | 4.20   | 0.92   |
| Hospital Batu Pahat  | 314                                      | 65.54  | 70.18   | 2.94   | 1.55   |
| Hospital Segamat   | 221                                      | 49.97  | 37.75   | 2.93   | 2.93   |
| Hospital Kluang  | 244                                      | 55.64  | 46.99   | 2.89   | 2.30   |
| Hospital Kota Tinggi   | 158                                      | 49.34  | 33.57   | 2.31   | 2.37   |
| Hospital Pontian   | 120                                      | 44.49  | 23.01   | 2.32   | 2.89   |
| Hospital Mersing   | 55                                       | 54.06  | 10.52   | 2.81   | 2.39   |
| Hospital Tangkak   | 69                                       | 40.33  | 7.72  | 3.59   | 5.32   |
| Hospital Kulai   | 93                                       | 53.56  | 25.01   | 2.00   | 1.73   |
| <b>State Total</b>   | <b>2,668</b>                             | <b>71.80</b>   | <b>553.98</b>   | <b>3.45</b>  | <b>1.36</b>  |

**JADUAL 4.42. : (SAMBUNGAN)**  
*Table 4.42. : (Cont'd.)*

| NEGERI DAN LOKASI HOSPITAL<br>BESAR, DAERAH DAN INSTITUSI<br><i>State and Location of General and District<br/>Hospital and Institutions</i> | PENGENAPAN<br>KATIL<br>Bed<br>Complement | KADAR<br>KEGUNAAN<br>KATIL<br>Bed<br>Occupancy<br>Rate (%) | PURATA<br>KEMASUKAN<br>HARIAN<br>Daily Average<br>Number of<br>Admissions | PURATA<br>JANGKAMASA<br>TINGGAL<br>Mean Length<br>of Stay in<br>Days | JANGKAMASA<br>KATIL DI-<br>KOSONGKAN<br>Turnover<br>interval in Days |
|--|--|--|---|--|--|
| <b>PAHANG</b>  |  |  |   |  |  |
| Hospital Tengku Ampuan Afzan   | 659                                      | 83.93  | 125.24  | 4.40   | 0.84   |
| Hospital Pekan   | 110                                      | 36.21  | 12.21   | 3.25   | 5.72   |
| Hospital Mentakab  | 330                                      | 65.55  | 65.53   | 3.32   | 1.75   |
| Hospital Bentong   | 152                                      | 42.28  | 17.39   | 3.69   | 5.03   |
| Hospital Raub  | 89                                       | 63.13  | 15.67   | 3.53   | 2.06   |
| Hospital Kuala Lipis   | 147                                      | 51.14  | 17.76   | 4.21   | 4.02   |
| Hospital Jerantut  | 77                                       | 51.52  | 14.50   | 2.74   | 2.58   |
| Hospital Jengka  | 70                                       | 70.07  | 18.63   | 2.63   | 1.12   |
| Hospital Muadzam Shah  | 49                                       | 52.58  | 11.81   | 2.18   | 1.97   |
| Hospital Cameron Highland  | 25                                       | 28.70  | 3.52  | 2.03   | 5.04   |
| <b>State Total</b>   | <b>1,708</b>                             | <b>65.96</b>   | <b>302.25</b>   | <b>3.72</b>  | <b>1.92</b>  |

**JADUAL 4.42. : (SAMBUNGAN)**  
Table 4.42. : (Cont'd.)

| NEGERI DAN LOKASI HOSPITAL<br>BESAR, DAERAH DAN INSTITUSI<br><i>State and Location of General and District Hospital<br/>and Institutions</i> | PENGENAPAN<br>KATIL<br>Bed<br>Complement | KADAR<br>KEGUNAAN<br>KATIL<br>Bed<br>Occupancy<br>Rate (%) | PURATA<br>KEMASUKAN<br>HARIAN<br>Daily Average<br>Number of<br>Admissions | PURATA<br>JANGKAMASA<br>TINGGAL<br>Mean Length<br>of Stay in<br>Days | JANGKAMASA<br>KATIL DI-<br>KOSONGKAN<br>Turnover<br>interval in Days |
|--|--|--|---|--|--|
| <b>TERENGGANU</b>  |  |  |   |  |  |
| Hospital Kuala Terengganu  | 821                                      | 69.38  | 134.39  | 4.25   | 1.87   |
| Hospital Kemaman   | 100                                      | 47.78  | 19.16   | 2.49   | 2.72   |
| Hospital Dungun  | 92                                       | 49.57  | 20.68   | 2.20   | 2.24   |
| Hospital Besut   | 140                                      | 43.94  | 25.68   | 2.39   | 3.05   |
| Hospital Hulu Terengganu   | 89                                       | 30.12  | 11.60   | 2.31   | 5.35   |
| <b>State Total</b>   | <b>1,242</b>                             | <b>60.49</b>   | <b>211.52</b>   | <b>3.55</b>  | <b>2.32</b>  |
| <b>KELANTAN</b>  |  |  |   |  |  |
| Hospital Kota Bahru  | 920                                      | 69.79  | 145.15  | 4.42   | 1.92   |
| Hospital Kuala Krai  | 150                                      | 54.14  | 25.40   | 3.20   | 2.71   |
| Hospital Machang   | 120                                      | 32.78  | 15.60   | 2.52   | 5.17   |
| Hospital Tumpat  | 119                                      | 31.66  | 13.89   | 2.71   | 5.85   |
| Hospital Pasir Mas   | 120                                      | 66.06  | 27.30   | 2.91   | 1.50   |
| Hospital Tanah Merah   | 120                                      | 58.72  | 23.41   | 3.00   | 2.11   |
| Hospital Tengku Anis, Pasir Puteh  | 75                                       | 58.74  | 16.55   | 2.66   | 1.87   |
| Hospital Gua Musang  | 34                                       | 63.37  | 8.10  | 2.66   | 1.54   |
| <b>State Total</b>   | <b>1,658</b>                             | <b>61.26</b>   | <b>275.40</b>   | <b>3.69</b>  | <b>2.33</b>  |
| <b>PENINSULAR MALAYSIA</b>   | <b>22,761</b>                            | <b>63.21</b>   | <b>3,793.60</b>   | <b>3.78</b>  | <b>2.20</b>  |

**JADUAL 4.42. : (SAMBUNGAN)**  
Table 4.42. : (Cont'd.)

| NEGERI DAN LOKASI HOSPITAL<br>BESAR, DAERAH DAN INSTITUSI<br><i>State and Location of General and District Hospital<br/>and Institutions</i> | PENGENAPAN<br>KATIL<br>Bed<br>Complement | KADAR<br>KEGUNAAN<br>KATIL<br>Bed<br>Occupancy<br>Rate (%) | PURATA<br>KEMASUKAN<br>HARIAN<br>Daily Average<br>Number of<br>Admissions | PURATA<br>JANGKAMASA<br>TINGGAL<br>Mean Length<br>of Stay in<br>Days | JANGKAMASA<br>KATIL DI-<br>KOSONGKAN<br>Turnover<br>interval in Days |
|--|--|--|---|--|--|
| <b>SABAH</b>   |  |  |   |  |  |
| Hospital Queen Elizabeth   | 589                                      | 99.29  | 135.01  | 4.35   | 0.03   |
| Hospital Duchess of Kent   | 323                                      | 57.35  | 51.87   | 3.60   | 2.68   |
| Hospital Tawau   | 271                                      | 69.55  | 51.94   | 3.62   | 1.58   |
| Hospital Beaufort  | 275                                      | 18.46  | 14.77   | 3.44   | 15.20  |
| Hospital Beluran   | 52                                       | 34.44  | 5.00  | 3.57   | 6.80   |
| Hospital Keningau  | 150                                      | 69.61  | 31.66   | 3.30   | 1.44   |
| Hospital Kota Belud  | 172                                      | 46.90  | 26.45   | 3.05   | 3.45   |
| Hospital Kudat   | 180                                      | 33.06  | 16.99   | 3.51   | 7.10   |
| Hospital Lahad Datu  | 122                                      | 76.40  | 26.52   | 3.52   | 1.09   |
| Hospital Papar   | 77                                       | 38.71  | 11.47   | 2.60   | 4.11   |
| Hospital Ranau   | 91                                       | 61.31  | 17.59   | 3.17   | 2.00   |
| Hospital Semporna  | 61                                       | 59.43  | 14.06   | 2.58   | 1.76   |
| Hospital Tambunan  | 49                                       | 49.19  | 7.87  | 3.06   | 3.16   |
| Hospital Tenom   | 92                                       | 36.75  | 10.11   | 3.35   | 5.77   |
| Hospital Sipitang  | 93                                       | 22.53  | 5.52  | 3.80   | 13.07  |
| Hospital Kota Marudu   | 66                                       | 79.38  | 19.49   | 2.69   | 0.70   |
| Hospital Kinabatangan  | 68                                       | 25.46  | 6.08  | 2.84   | 8.32   |
| <b>State Total</b>   | <b>2,731</b>                             | <b>59.88</b>   | <b>452.42</b>   | <b>3.62</b>  | <b>2.43</b>  |

**JADUAL 4.42. : (SAMBUNGAN)**  
Table 4.42. : (Cont'd.)

| NEGERI DAN LOKASI HOSPITAL<br>BESAR, DAERAH DAN INSTITUSI<br><i>State and Location of General and District<br/>Hospital and Institutions</i> | PENGENAPAN<br>KATIL<br><i>Bed<br/>Complement</i> | KADAR<br>KEGUNAAN<br>KATIL<br><i>Bed<br/>Occupancy<br/>Rate (%)</i> | PURATA<br>KEMASUKAN<br>HARIAN<br><i>Daily Average<br/>Number of<br/>Admissions</i> | PURATA<br>JANGKAMASA<br>TINGGAL<br><i>Mean Length<br/>of Stay in<br/>Days</i> | JANGKAMASA<br>KATIL DI-<br>KOSONGKAN<br><i>Turnover<br/>interval in Days</i> |
|--|--|---|--|---|--|
| <b>SARAWAK</b>   |  |   |  |   |  |
| Hospital Kuching   | 736  | 70.39   | 117.95   | 4.39  | 1.85   |
| Hospital Sri Aman  | 145  | 29.98   | 13.35  | 3.25  | 7.60   |
| Hospital Sibul   | 534  | 58.67   | 74.97  | 4.18  | 2.95   |
| Hospital Miri  | 323  | 66.57   | 49.98  | 4.31  | 2.16   |
| Hospital Limbang   | 100  | 38.15   | 13.50  | 2.82  | 4.57   |
| Hospital Sarikei   | 108  | 50.10   | 15.99  | 3.38  | 3.36   |
| Hospital Kapit   | 134  | 37.53   | 15.73  | 3.21  | 5.34   |
| Hospital Serian  | 84   | 43.58   | 15.22  | 2.40  | 3.10   |
| Hospital Lundu   | 46   | 36.46   | 6.48   | 2.59  | 4.52   |
| Hospital Saratok   | 106  | 20.65   | 6.93   | 3.15  | 12.10  |
| Hospital Mukah   | 80   | 32.80   | 9.67   | 2.69  | 5.51   |
| Hospital Kanowit   | 100  | 42.54   | 8.65   | 4.91  | 6.63   |
| Hospital Bintulu   | 273  | 60.41   | 41.93  | 3.92  | 2.57   |
| Hospital Marudi  | 54   | 54.52   | 7.36   | 4.01  | 3.34   |
| Hospital Lawas   | 46   | 41.82   | 6.82   | 2.80  | 3.90   |
| Hospital Bau   | 68   | 34.33   | 8.84   | 2.62  | 5.02   |
| Hospital Simunjan  | 68   | 7.96  | 2.59   | 2.09  | 24.15  |
| Hospital Betong  | 68   | 30.08   | 7.64   | 2.66  | 6.19   |
| Hospital Daro  | 68   | 9.76  | 3.12   | 2.14  | 19.82  |
| <b>State Total</b>   | <b>3,141</b>                                     | <b>52.40</b>  | <b>426.72</b>  | <b>3.85</b>   | <b>3.50</b>  |



**JADUAL 4.42. : (SAMBUNGAN)**

Table 4.42. : (Cont'd.)

| NEGERI DAN LOKASI HOSPITAL<br>BESAR, DAERAH DAN INSTITUSI<br><i>State and Location of General and District<br/>Hospital and Institutions</i> | PENGENAPAN<br>KATIL<br><i>Bed<br/>Complement</i> | KADAR<br>KEGUNAAN<br>KATIL<br><i>Bed<br/>Occupancy<br/>Rate (%)</i> | PURATA<br>KEMASUKAN<br>HARIAN<br><i>Daily Average<br/>Number of<br/>Admissions</i> | PURATA<br>JANGKAMASA<br>TINGGAL<br><i>Mean Length<br/>of Stay in<br/>Days</i> | JANGKAMASA<br>KATIL DI-<br>KOSONGKAN<br><i>Turnover<br/>interval in Days</i> |
|--|--|---|--|---|--|
| <b>SPECIAL MEDICAL INSTITUTION</b>   |  |   |  |   |  |
| Institut Perubatan Respiratori   | 116  | 45.79   | 7.67   | 7.22  | 8.55   |
| Hospital Bahagia, Ulu Kinta  | 2,600  | 81.61   | 8.44   | 247.19  | 55.71  |
| Hospital Permai, Tampoi  | 2,080  | 65.99   | 6.15   | 223.15  | 115.02   |
| Hospital Bukit Padang, Sabah   | 302  | 69.03   | 2.74   | 76.39   | 34.28  |
| Hospital Sentosa, Sarawak  | 338  | 78.34   | 1.30   | 171.36  | 47.38  |
| RCBM Sarawak   | 20   | 61.74   | 0.00   | 4507.00   | 2793.00  |
| <b><i>Institution Total</i></b>  | <b>5,456</b>                                     | <b>73.92</b>  | <b>26.30</b>   | <b>152.97</b>   | <b>53.97</b>   |
| <b>PENINSULAR MALAYSIA</b>   | <b>22,761</b>                                    | <b>63.21</b>  | <b>3,793.60</b>  | <b>3.78</b>   | <b>2.20</b>  |
| SABAH  | 2,731  | 59.88   | 452.42   | 3.62  | 2.43   |
| SARAWAK  | 3,141  | 52.40   | 426.72   | 3.85  | 3.50   |
| SPECIAL MEDICAL INSTITUTION  | 5,456  | 73.92   | 26.30  | 152.97  | 53.97  |
| <b>MALAYSIA</b>  | <b>34,089</b>                                    | <b>63.66</b>  | <b>4,699.05</b>  | <b>4.61</b>   | <b>2.63</b>  |

PUNCA : UNIT SISTEM MAKLUMAT DAN DOKUMENTASI, KEMENTERIAN KESIHATAN MALAYSIA.

Source : Information and Documentation System Unit, Ministry of Health Malaysia.

**JADUAL 4.43. : LIPUTAN KANAK-KANAK SEKOLAH YANG MENERIMA RAWATAN PERGIGIAN DIRI DAN PERATUS YANG DIBERI RAWATAN PERGIGIAN PENUH, MALAYSIA, 2003.**

Table 4.43. : Coverage of School Children Treated Under Personal Oral Health Care and Percentage Given All Required Oral Health Treatment, Malaysia, 2003.

| NEGERI<br>State      | KEDATANGAN BARU<br>New Attendances | ENROLMEN KANAK-KANAK<br>SEKOLAH<br>School Children Enrolment | LIPUTAN<br>Coverage<br>% | KANAK-KANAK SEKOLAH YANG DIBERI<br>RAWATAN PENUH (Pergigian)<br>School Children Completed<br>All The Required Treatment (Oral Health) |                       |
|----------------------|------------------------------------|--|--------------------------|---|-----------------------|
|                      |                                    |  |                          | BILANGAN<br>Number  | PERATUS<br>Percentage |
| Perlis               | 51,566                             | 52,110   | 98.96                    | 49,776  | 95.52                 |
| Kedah                | 291,130                            | 391,102  | 74.44                    | 279,162   | 71.38                 |
| Pinang               | 201,407                            | 239,196  | 84.20                    | 194,636   | 81.37                 |
| Perak                | 455,709                            | 500,405  | 91.07                    | 432,077   | 86.35                 |
| Selangor             | 541,716                            | 711,588  | 76.13                    | 527,892   | 74.19                 |
| W.P. Kuala Lumpur    | 255,344                            | 260,269  | 98.11                    | 243,565   | 93.58                 |
| N.Sembilan           | 182,281                            | 201,329  | 90.54                    | 177,172   | 88.00                 |
| Melaka               | 146,217                            | 148,176  | 98.68                    | 144,801   | 97.72                 |
| Johor                | 585,909                            | 596,103  | 98.29                    | 570,190   | 95.65                 |
| Pahang               | 288,360                            | 301,085  | 95.77                    | 273,654   | 90.89                 |
| Terengganu           | 229,366                            | 278,615  | 82.32                    | 204,996   | 73.58                 |
| Kelantan             | 312,458                            | 413,235  | 75.61                    | 276,812   | 66.99                 |
| <b>SEM. MALAYSIA</b> | <b>3,541,463</b>                   | <b>4,093,213</b>   | <b>86.52</b>             | <b>3,374,733</b>  | <b>82.45</b>          |
| SABAH                | 271,996                            | 448,929  | 60.59                    | 234,049   | 52.13                 |
| W.P. LABUAN          | 12,945                             | 13,192   | 98.13                    | 12,766  |                       |
| SARAWAK              | 288,015                            | 464,506  | 62.00                    | 274,309   | 59.05                 |
| <b>MALAYSIA</b>      | <b>4,114,419</b>                   | <b>5,019,840</b>   | <b>81.96</b>             | <b>3,895,857</b>  | <b>77.61</b>          |

PUNCA : UNIT SISTEM MAKLUMAT DAN DOKUMENTASI, KEMENTERIAN KESIHATAN MALAYSIA.

Source : Information and Documentation System Unit, Ministry of Health Malaysia.